

## **Phu Hung Vietnam Select Investment Fund**

Interim financial statements

for the period from 21 November 2022 (the date of establishment)  
to 30 June 2023



Phu Hung Fund Management JSC  
Phu Hung Vietnam Select Investment Fund

**CONTENTS**

	<i>Pages</i>
General information	1
Report of the Fund Representative Board	2
Report of the Fund Management Company	3 - 8
Report of the Supervisory Bank	9
Report on review of interim financial statements	10 - 11
Interim income statement	12
Interim statement of financial position	13 - 14
Interim statement of changes in net asset value, transactions of fund units	15
Interim statement of investment portfolio	16 - 17
Interim statement of cash flows	18
Notes to the interim financial statements	19 - 48

# Phu Hung Fund Management JSC

## Phu Hung Vietnam Select Investment Fund

### GENERAL INFORMATION

#### THE FUND

Phu Hung Vietnam Select Investment Fund ("the Fund") was established as an open-ended fund in Vietnam pursuant to Initial Public Offering Certificate No. 206/GCN-UBCK dated 20 July 2022 and Public Fund Establishment Registration Certificate No. 66/GCN-UBCK dated 21 November 2022 granted by the State Securities Commission and the Fund was licensed to operate for an indefinite period.

Total number of initial distributed fund units was 10,014,900.00 units amounting to VND100,149,000,000 and accounting for 200.30% of 5,000,000 fund units expected to be offered at par value of VND10,000 per fund unit. As at 30 June 2023, the Fund's contributed capital is VND101,283,469,700 at par, equivalent to 10,128,346.97 fund units.

The Fund's main investment objective is towards a stable increase in asset value for investors in the medium and long term. The Fund will mainly invest in securities that are and will be listed on Vietnam's stock market, including securities of companies listed on the market, government bonds and listed corporate bonds.

The Fund is located at 21<sup>th</sup> Floor, Phu My Hung Tower, 8 Hoang Van Thai Street, Quarter 1, Tan Phu Ward, District 7, Ho Chi Minh City.

The Fund has no employee and is managed by Phu Hung Fund Management JSC ("the Fund Management Company").

#### SUPERVISORY AND CUSTODIAN BANK

The Supervisory and Custodian Bank of the Fund is Joint Stock Commercial Bank for Investment and Development of Vietnam, Nam Ky Khoi Nghia Branch. The Supervisory and Custodian Bank was appointed by the General Meeting of Investors to carry out the depository of securities, economic contracts and related documents of assets of the Fund as well as supervise the Fund's activities. Rights and obligations of the Supervisory and Custodian Bank are stipulated in the Charter of the Fund.

#### FUND MANAGEMENT COMPANY

The Fund Management Company was established in accordance with License No. 24/UBCK-GP issued by the State Securities Commission on 28 December 2007 and is the authorized representative of the Fund, on behalf of the Fund to execute the ownership towards the assets of the Fund in an honest and careful manner. The Fund Management Company complies with the provisions of law and the charter of the Fund Management Company and manages the Fund's assets as stipulated in the Charter of the Fund in compliance with the rules of professional ethics, voluntariness, fairness, honesty and for the best interests of the Fund.

#### FUND REPRESENTATIVE BOARD

The members of the Fund Representative Board during the period and at the date of this report are:

<i>Name</i>	<i>Position</i>	<i>Date of appointment</i>
Ms. Tsai, Hsiu-Li	Chairman, independent member	21 November 2022
Ms. Lan, Wan-Chen	Independent member	21 November 2022
Ms. Nguyen Thi Trang	Independent member	21 November 2022

#### LEGAL REPRESENTATIVE

The legal representative of the Fund Management Company during the period and at the date of this report is Mr. Albert Kwang-Chin Ting, Chairman of the Board of Phu Hung Fund Management JSC.

Mr. Lu Hui-Hung is authorized by Mr. Albert Kwang-Chin Ting to sign the accompanying interim financial statements for the period from 21 November 2022 (the date of establishment) to 30 June 2023 in accordance with the Letter of Authorization No. 01/2023/UQ-PHFMM dated 1 January 2023.

#### AUDITORS

The auditors of the Fund is Ernst & Young Vietnam Limited.

# Phu Hung Fund Management Phu Hung Vietnam Select Investment Fund

## REPORT OF THE FUND REPRESENTATIVE BOARD

The Fund Representative Board of Phu Hung Vietnam Select Investment Fund ("the Fund") is pleased to present this report and the interim financial statements of the Fund for the period from 21 November 2022 (the date of establishment) to 30 June 2023.

### THE BOARD OF MANAGEMENT OF THE FUND MANAGEMENT COMPANY'S RESPONSIBILITY IN RESPECT OF THE INTERIM FINANCIAL STATEMENTS

The Board of Management of Phu Hung Fund Management ("the Fund Management Company"), as the Fund Management Company is responsible for the interim financial statements of each financial period which give a true and fair view of the interim financial position, interim investment portfolio of the Fund and of the interim results of its operations, its changes in net asset value, transactions of fund units and its interim cash flows for the period. In preparing those interim financial statements, the Board of Management of the Fund Management Company is required to:

- ▶ select suitable accounting policies and then apply them consistently;
- ▶ make judgments and estimates that are reasonable and prudent;
- ▶ state whether applicable accounting standards have been followed, subject to any material departures disclosed and explained in the interim financial statements; and
- ▶ prepare the interim financial statements on the going concern basis unless it is inappropriate to presume that the Fund will continue its business.

The Board of Management of the Fund Management Company is responsible for ensuring that proper accounting records are kept which disclose, with reasonable accuracy at any time, the interim financial position of the Fund and to ensure that the accounting records comply with the applied accounting system. The Board of Management is also responsible for safeguarding the assets of the Fund and hence for taking reasonable steps for the prevention and detection of fraud and other irregularities.

The Board of Management of the Fund Management Company confirmed that it has complied with the above requirements in preparing the accompanying interim financial statements.

### APPROVAL OF THE INTERIM FINANCIAL STATEMENTS

The Fund Representative Board hereby approved the accompanying interim financial statements based on the confirmation of the Board of Management of the Fund Management Company. The interim financial statements give a true and fair view of the interim financial position, interim investment portfolio of the Fund as at 30 June 2023 and of the interim results of its operations, its changes in net asset value, transactions of fund units and its interim cash flows for the period from 21 November 2022 (the date of establishment) to 30 June 2023 in accordance with Vietnamese Accounting Standards, Vietnamese Accounting System applicable to open-ended funds and the statutory requirements relevant to the preparation and presentation of open-ended funds' interim financial statements.

On behalf of the Fund Representative Board:



Ms. Tsai, Hsiu-Li  
Chairman

Ho Chi Minh City, Vietnam

10 August 2023

# Phu Hung Fund Management JSC Phu Hung Vietnam Select Investment Fund

## REPORT OF THE FUND MANAGEMENT COMPANY

### I. GENERAL INFORMATION OF THE FUND

#### 1. Investment objective

Phu Hung Vietnam Select Investment Fund ("the Fund") was established as an open-ended fund in Vietnam pursuant to Initial Public Offering Fund Certificate No. 206/GCN-UBCK dated 20 July 2022 and Public Fund Establishment Registration Certificate No. 66/GCN-UBCK dated 21 November 2022 granted by the State Securities Commission and the Fund was licensed to operate for an indefinite period.

The Fund's main investment objective is towards a stable increase in asset value for investors in the medium and long term. The Fund will mainly invest in securities that are and will be listed on Vietnam's stock market, including securities of companies listed on the market, government bonds and listed corporate bonds.

#### 2. The Fund performance summary

According to the Fund's reviewed interim financial statements as at 30 June 2023, the change in net asset value ("NAV") per 1 fund unit of the Fund increased by 4,70% compared to ones as at 21 November 2022 (the date of establishment).

#### 3. Investment strategy

The Fund applies prudent investment principles with a value investment strategy. The Fund's investment portfolio allocation is based on the criterion of enhancing the growth momentum for the value of investment assets according to a reasonable risk-taking process.

Under normal conditions, the Fund can allocate 100% investment proportion to shares. When there are adverse economic fluctuations, the Fund may hold the net asset value in the form of cash, cash equivalents and fixed income assets to minimize risks, in accordance with the regulations on investment restrictions according to the Fund Charter.

In order to achieve its investment objectives, the Fund diversified its portfolio into almost all industries. Depending on the characteristics of the economic cycle, changes in the economic structure and the business environment, the Fund will take advantage of arising opportunities to focus on holding a number of businesses in certain industries in certain period of time.

The Fund will invest in the fields and industries permitted by law and in line with the Fund's investment objectives and strategies.

#### 4. Type of the Fund

The Fund is operating as an open-ended fund according to regulation of Law on Securities No. 54/2019/QH14 passed by the National Assembly of the Socialist Republic of Vietnam on 26 November 2019 and the guiding documents for implementation.

#### 5. Recommended holding duration of Fund units: Medium to long term.

#### 6. Short-term risk exposure level (low, medium, high): Medium to high.

#### 7. Operating duration

The Fund began its operation from the date of Public Fund Establishment Registration Certificate No. 66/GCN-UBCK dated 21 November 2022 granted by the State Securities Commission. The Fund was licensed to operate for an unlimited duration.

#### 8. Size of the Fund at the reporting date

Total net asset value: VND106,044,285,366.

Number of fund units: 10,128,346.97 fund units.

# Phu Hung Fund Management JSC Phu Hung Vietnam Select Investment Fund

REPORT OF THE FUND MANAGEMENT COMPANY (continued)

## I. GENERAL INFORMATION OF THE FUND (continued)

9. **Benchmark index:** The fund has no reference index

### 10. Profit distribution policy

The Fund only distributes profits to Investors if:

- The Fund has completed or has sufficient financial capacity to fulfill its tax obligations and other financial obligations as prescribed by law;
- The Fund has fully set aside reserves in accordance with the Fund Charter;
- Immediately after paying off the set profit, the Fund must still ensure to pay all due debts and other property obligations.

Distributed profit is deducted from the retained earnings of the Fund. The profit distribution of the Fund is made on the basis of the proposal of the Fund Management Company and it must be approved by the General Meeting of Investors or the Board of Representatives (if authorized).

The form of profit distribution can be in cash or in Fund Certificates.

The Fund Management Company must deduct all taxes, service fees and charges as prescribed by law before distributing profits to Investors.

11. **Net profit distribution per Fund unit:** During this period, the Fund has not distributed profit to investors.

## II. OPERATING FIGURES

### 1. Asset portfolio

<i>Assets portfolio</i>	<i>30 June 2023 (%)</i>
Shares	68.66
Bank deposits	31.01
Other assets	0.33
<b>Total</b>	<b>100.00</b>

Phu Hung Fund Management JSC  
Phu Hung Vietnam Select Investment Fund

REPORT OF THE FUND MANAGEMENT COMPANY (continued)

II. OPERATING FIGURES (continued)

2. Key performance indicators

	<i>Indicator</i>	<i>30 June 2023</i>
1	Net asset value (NAV) of the Fund (VND)	106,044,285,366
2	Total outstanding fund units	10,128,346.97
3	NAV per fund unit (VND)	10,470.05
4	Maximum NAV per fund unit (VND)	10,588.66
5	Minimum NAV per fund unit (VND)	9,980.46
6	Closing price of a fund unit at the reporting date (a)	Not applicable
7	Maximum closing price of a fund unit during the reporting period (a)	Not applicable
8	Minimum closing price of a fund unit during the reporting period (a)	Not applicable
9	Total growth (%) per fund unit	4.70
9.1	<i>Capital growth (%) per fund unit (change due to price fluctuation)</i>	4.61
9.2	<i>Earnings growth (%) per fund unit (based on realized income)</i>	0.09
10	Gross distribution per fund unit (b)	Not applicable
11	Net distribution per fund unit (b)	Not applicable
12	Ex-date of distribution (b)	Not applicable
13	Expense ratio (%)	2.47
14	Turnover ratio of investment portfolio (%)	71.67

(a) The Fund unit is not listed on Stock Exchange.

(b) The Fund has not yet applied its distribution of profit policy.

3. Growth rate over periods

<i>Period</i>	<i>Growth of NAV per fund unit (%)</i>
1 year	Not applicable
Since inception	4.70
Since inception (annually compounded return)	Not applicable

# Phu Hung Fund Management JSC

## Phu Hung Vietnam Select Investment Fund

REPORT OF THE FUND MANAGEMENT COMPANY (continued)

### III. MACROECONOMICS OVERVIEW

Vietnam's GDP growth expanded by 4.14% in quarter 2 in 2023, an improvement from 3.28% in quarter 1 in 2023. Manufacturing activities bounced back in June but the outlook remains weak. The forecast economic growth has been revised down by most institutions due to dismal external demand. The Vietnam manufacturing PMI rose to 46.2 in June from 45.3 in May, but contracted for the seventh time in eight months due to power outages and weak demand.

Retail sales sustained their growth momentum, albeit at a more moderate pace. Retail sales rose 0.5% MoM and 6.5% YoY, down from an 8.1% increase in May.

Registered FDI rose by 11.08% YoY and 30.23% MoM, while disbursed FDI increased by 4.73% YoY and 31.72% MoM. Both figures were better than in May. Public investment increased by 24.37% YoY in June 2023. The six-month 2023 figure is 33% of the government's plan.

In June, exports declined 11.4% YoY but rose 4.5% MoM amid slowing global demand. Meanwhile, imports plummeted 16.9% YoY but grew 2.6% MoM. Vietnam's trade surplus rose to USD 2.59 billion in June 2023 as exports fell less than imports. An increase in the trade surplus caused by fewer imports is not as positive as it appears, because falling imports signalled weak demand.

Inflation cooled down to 2%, due to falling domestic gasoline prices. In June 2023, the State Bank of Vietnam ("SBV") lowered its refinancing rate from 5.0% to 4.5% and its rediscounting rate from 3.5% to 3.0%. We notice that the VND is under depreciate pressure due to rate cuts, and could be a major consideration of SBV for further easing monetary policy in second half of 2023.

Vietnam's 2023 GDP growth projections have been revised down by different institutions in second half of 2023. We expect there could be an upside surprise in second half of 2023, as we observe that the consensus economic forecasts are now more realistic.

The VN-Index increased 4.19% in June, ending the month at 1,120.18 points, average liquidity per session was 17,001 billion dong, increased by 38.5% MoM, and up 77% compared to 5 months ago. Basic Resources, Retail, and Health increased the most in June while 18 out of 19 level - 2 industries gained. The Travel and Leisure group was the only group that fell for the month. The average daily trading value in June increased by 44% and 38.6% above the YTD average.

Retail-oriented brokers (i.e. VPS, TCBS) saw significant increases in market share in quarter 2 in 2023, while institutional-oriented brokers (i.e. HCM, VCI) experienced falling market share. The figure indicates recovery in retail investors' sentiment. SBV's consecutive rate cuts are also conducive to more active retail investor trading activities. Since retail investors account for over 80% of trading, the return on their capital supply should be constructive to the stock market.



Phu Hung Fund Management JSC  
Phu Hung Vietnam Select Investment Fund

REPORT OF THE FUND MANAGEMENT COMPANY (continued)

IV. KEY PERFORMANCE INDICATORS

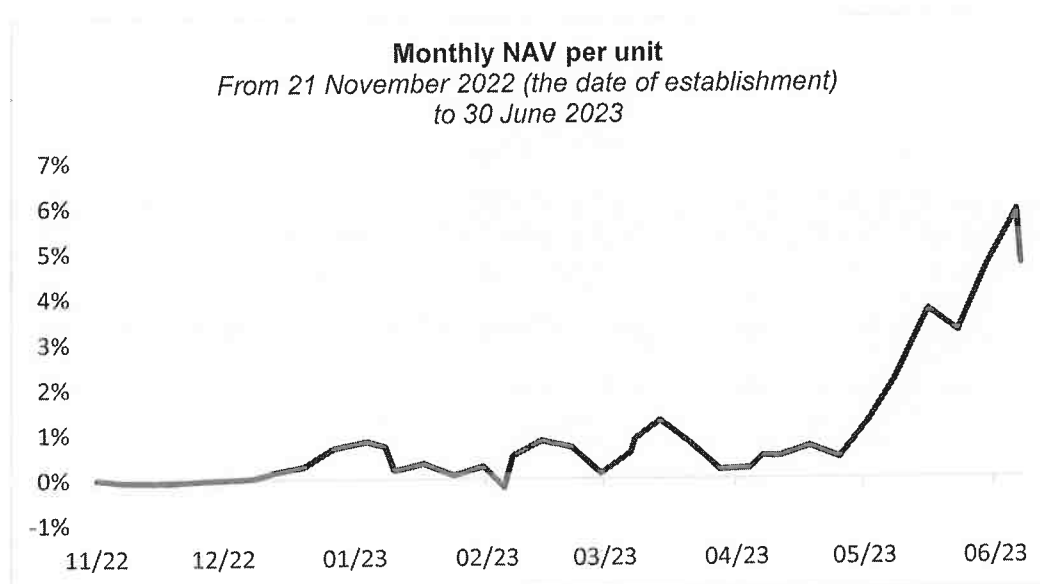
1. Key performance indicators

Indicators	From the date of establishment to the reporting date (%)
Earnings growth per fund unit	0.09
Capital growth per fund unit	4.61
Growth per fund unit	4.70

Change in NAV:

Items	30 June 2023 VND	At the date of establishment VND	Changing rate (%)
NAV of the Fund	106,044,285,366	100,149,000,000	5.89
NAV per fund unit	10,470.05	10,000.00	4.70

Chart below shows monthly NAV per unit of the Fund:



# Phu Hung Fund Management JSC Phu Hung Vietnam Select Investment Fund

REPORT OF THE FUND MANAGEMENT COMPANY (continued)

## IV. KEY PERFORMANCE INDICATORS (continued)

### 2. Statistical information the on number of fund units held by the Fund Unit Holders as at 30 June 2023

<i>Number of units held by the Fund Unit Holders (units)</i>	<i>Number of fund unit holders</i>	<i>Number of fund units held</i>	<i>Holding percentage (%)</i>
Under 5,000	161	21,024.20	0.21
From 5,000 to 10,000	1	9,872.28	0.10
From 10,000 to 50,000	-	-	-
From 50,000 to 500,000	1	97,450.49	0.96
Over 500,000	5	10,000,000.00	98.73
<b>Total</b>	<b>168</b>	<b>10,128,346.97</b>	<b>100.00</b>

### 3. Sunk cost and discount/devaluation: None

## V. MARKET OUTLOOK

We believe there are three main growth drivers supporting the market prospects, including:

1. Government's supportive measures and regulations, especially in New Land and Housing Law, Tax reduction/payment extension, Auction Law amendment, etc;
2. Further interest rate cuts by the SBV;
3. Attractive valuations.

The VN-Index is currently trading at a P/B ratio of 1.7 times, which is 23% lower than the 10-year average of 2.2 times. We are cautiously optimistic about the stock market prospects in the second half of 2023. We will maintain a Barbell portfolio structure due to the continued economic weakness in developed countries. However, we have a positive outlook for stocks benefiting from lower interest rates, infrastructure investment, FDI inflows, and increasing energy demand. Meanwhile, the fund also holds quality stocks with strong financials and stable cash flows.

## VI. OTHER INFORMATION

Information of the Fund's management personnel, the Fund Representative Board, Board of Management of the Fund Management Company has been fully presented in the Fund Prospectus.



Mr. Lu Hui-Hung  
General Director

Ho Chi Minh City, Vietnam

10 August 2023

# SUPERVISORY BANK'S REPORT PHU HUNG VIETNAM SELECT INVESTMENT FUND



We, the supervisory bank of the Phu Hung Vietnam Select Investment Fund (“PHVSF”) for the reporting period from 21 November 2022 to 30 June 2023, with our knowledge, in this reporting period, PHVSF was operated and managed with the following contents:

a) In the supervising of investment activities and asset trading of PHVSF, PHVSF has complied with the limits on investment limits specified in the current securities laws on Open-ended Funds, the Fund Chartered, Fund Prospectus and related legal documents except for the following items:

- (i) The ratio of investment in deposits at commercial banks to the total assets of the PHVSF has exceeded the maximum allowed ratio of 49% as prescribed at point a, clause 4, article 35, Circular 98/2020/TT-BTC of the Ministry of Finance guiding the operation and management of securities investment funds, dated on 16 November 2020.
- (ii) Structure of the Fund's investment portfolio including circulating securities and assets (if any) specified at points a and b, clause 2, article 35 of Circular 98/2020/TT-BTC of an organization issued compared to the total asset value of the PHVSF has exceeded the maximum allowed rate of 20% as prescribed at point c, clause 4, article 35 of Circular 98/2020/TT-BTC of the Ministry of Finance guiding the operation and management of the securities investment fund, dated on 16 November 2020.

The errors in items (i) were determined at the valuation periods from 7 December 2022 to 1 March 2023.

The errors in item (ii) were determined at the valuation periods from 7 December 2022 to 26 April 2023.

As at 30 April 2023, Phu Hung Fund Management has completed the adjustment of the investment portfolio structure in accordance with relevant legal regulations.

- b) The asset custody of PHVSF was in accordance with the Fund Charter, the Fund Prospectus and relevant legal documents.
- c) The valuation and assessment of assets of the PHVSF were consistent with the Fund Charter, the Fund Prospectus and other relevant legal document.
- d) Issuing and redeeming Fund Certificates in accordance with the provisions of the Fund Charter, the Fund Prospectus and relevant legal documents.
- e) During the period from 21 November 2022 to 30 June 2023, PHVSF did not generate profit distribution to investors.

Supervisory Specialist

**Ms. Nguyen Thi Song Hoanh**  
Deputy Head of Financial Institutions and Securities  
Depository Department  
Joint Stock Commercial Bank for Investment and  
Development of Vietnam, Nam Ky Khoi Nghia Branch

Representative of Supervisory Bank



**Mr. Hoang Van Son**  
Deputy General Director  
Joint Stock Commercial Bank for Investment and  
Development of Vietnam, Nam Ky Khoi Nghia  
Branch

Reference: 13314328/67517583-SX

## **REPORT ON REVIEW OF INTERIM FINANCIAL STATEMENTS**

**To: The Investors of Phu Hung Vietnam Select Investment Fund**

We have reviewed the accompanying interim financial statements of Phu Hung Vietnam Select Investment Fund ("the Fund"), as prepared on 10 August 2023 and set out on pages 12 to 48 which comprise the interim statement of financial position, the interim statement of investment portfolio as at 30 June 2023; the interim income statement, the interim statement of changes in net asset value, transactions of fund units and the interim statement of cash flows for the period from 21 November 2022 (the date of establishment) to 30 June 2023 and the notes thereto.

### ***The Board of Management of the Fund Management Company's responsibility***

The Board of Management of Phu Hung Fund Management JSC as the Fund Management Company is responsible for the preparation and fair presentation of the interim financial statements in accordance with Vietnamese Accounting Standards, Vietnamese Accounting System applicable to open-ended funds and the statutory requirements relevant to the preparation and presentation of open-ended funds' interim financial statements, and for such internal control as the Board of Management determines is necessary to enable the preparation and presentation of the interim financial statements that are free from material misstatement, whether due to fraud or error.

### ***Auditors' responsibility***


Our responsibility is to express a conclusion on the interim financial information based on our review. We conducted our review in accordance with Vietnamese Standard on Review Engagements No. 2410 - Review of Interim Financial Information Performed by the Independent Auditor of the Entity.

A review of interim financial information consists of making inquiries, primarily of persons responsible for financial and accounting matters, and applying analytical and other review procedures. A review is substantially less in scope than an audit conducted in accordance with Vietnamese Standards on Auditing and consequently does not enable us to obtain assurance that we would become aware of all significant matters that might be identified in an audit. Accordingly, we do not express an audit opinion.

### **Conclusion**

Based on our review, nothing has come to our attention that causes us to believe that the accompanying interim financial statements do not give a true and fair view, in all material respects, of the interim financial position, interim investment portfolio of the Fund as at 30 June 2023, and of the interim results of its operations, interim changes in its net asset value, transactions of fund units and its interim cash flows for the period from 21 November 2022 (the date of establishment) to 30 June 2023 in accordance with the Vietnamese Accounting Standards, Vietnamese Accounting System applicable to open-ended funds and the statutory requirements relevant to the preparation and presentation of open-ended funds' interim financial statements.

### **Ernst & Young Vietnam Limited**



Nguyễn Phương Nga  
Deputy General Director  
Audit Practicing Registration  
Certificate No. 0763-2019-004-1

Ho Chi Minh City, Vietnam

10 August 2023

Phu Hung Fund Management JSC  
Phu Hung Vietnam Select Investment Fund

INTERIM INCOME STATEMENT  
for the period from 21 November 2022 (the date of establishment) to 30 June 2023

B01g-QM


Code	Items	Notes	For the period from 21 November 2022 (the date of establishment) to 30 June 2023 VND
<b>01</b>	<b>I. INCOME FROM INVESTING ACTIVITIES</b>		<b>6,252,134,543</b>
02	1.1 Dividends received		566,640,000
03	1.2 Interest income	13	1,784,756,793
04	1.3 Loss from disposal of investments	14	(738,978,560)
05	1.4 Unrealized gain on revaluation of investments	5	4,639,716,310
<b>10</b>	<b>II. EXPENSES FROM INVESTING ACTIVITIES</b>		<b>132,402,872</b>
11	2.1 Transaction expenses for securities trading	17	132,402,872
<b>20</b>	<b>III. OPERATING EXPENSES</b>		<b>1,391,336,155</b>
20.1	3.1 Fund management fee	23.1	924,241,578
20.2	3.2 Custody fee	15	148,229,548
20.3	3.3 Supervisory fee	23.2	44,000,000
20.4	3.4 Fund administration fee	23.2	132,000,000
20.5	3.5 Transfer agency services fee		72,032,258
20.8	3.6 Audit fee		46,478,871
20.10	3.7 Other operating expenses	16	24,353,900
<b>23</b>	<b>IV. NET INCOME FROM INVESTING ACTIVITIES</b>		<b>4,728,395,516</b>
<b>30</b>	<b>V. PROFIT BEFORE TAX</b>		<b>4,728,395,516</b>
31	5.1 Realized profit	12	88,679,206
32	5.2 Unrealized loss	12	4,639,716,310
<b>40</b>	<b>VI. CORPORATE INCOME TAX ("CIT") EXPENSE</b>		<b>-</b>
<b>41</b>	<b>VII. PROFIT AFTER CIT</b>		<b>4,728,395,516</b>



Ms. Nguyen Thi Huong Hue  
Fund Accountant



Ms. Nguyen Thi Huong Hue  
Fund Accountant

Mr. Lu Hui-Hung  
General Director

Ho Chi Minh City, Vietnam

10 August 2023

Phu Hung Fund Management JSC  
Phu Hung Vietnam Select Investment Fund

INTERIM STATEMENT OF FINANCIAL POSITION  
as at 30 June 2023

B02g-QM

Code	Items	Notes	30 June 2023 VND
<b>100</b>	<b>I. ASSETS</b>		
<b>110</b>	<b>1. Cash and cash equivalents</b>	<b>4</b>	<b>33,241,526,897</b>
111	1.1 Cash at banks for operation of the Fund		8,241,526,897
112	1.2 Deposits coming due in less than three months		25,000,000,000
<b>120</b>	<b>2. Net investments</b>	<b>5</b>	<b>73,591,812,750</b>
121	2.1 Investments		73,591,812,750
<b>130</b>	<b>3. Receivables</b>		<b>350,874,657</b>
133	3.1 Receivables, accrual for interest and dividends income from investments		350,874,657
136	3.1.1 Accruals for interest and dividend income from investments	6	350,874,657
<b>100</b>	<b>TOTAL ASSETS</b>		<b>107,184,214,304</b>
<b>300</b>	<b>II. LIABILITIES</b>		
312	1. Payables for purchasing investments		899,005,000
313	2. Payables to Distribution agents	7	5,012,000
316	3. Accrued expenses	8	47,827,379
317	4. Payables to subscribe fund unit from investors	9	10,000,000
319	5. Fund management fee payable	10	178,084,559
<b>300</b>	<b>TOTAL LIABILITIES</b>		<b>1,139,928,938</b>
<b>400</b>	<b>III. NET ASSET VALUE ATTRIBUTABLE TO HOLDERS OF FUND UNITS</b>		<b>106,044,285,366</b>
411	1. Contributed capital	11	101,283,469,700
412	1.1 Capital from subscription		101,283,469,700
414	2. Contributed premium	11	32,420,150
420	3. Retained earnings	12	4,728,395,516
<b>430</b>	<b>IV. NET ASSET VALUE PER FUND UNIT</b>	<b>11</b>	<b>10,470.05</b>

Phu Hung Fund Management JSC  
 Phu Hung Vietnam Select Investment Fund

INTERIM STATEMENT OF FINANCIAL POSITION (continued)  
 as at 30 June 2023

B02g-QM

**OFF BALANCE SHEET ITEM**

Code	Items	Notes	30 June 2023 VND
004	Number of outstanding fund units	19	10,128,346.97



Ms. Nguyen Thi Huong Hue  
 Fund Accountant



Ms. Nguyen Thi Huong Hue  
 Fund Accountant




Mr. Lu Hui-Hung  
 General Director

Ho Chi Minh City, Vietnam

10 August 2023





Phu Hung Fund Management JSC  
Phu Hung Vietnam Select Investment Fund

INTERIM STATEMENT OF CHANGES IN NET ASSET VALUE,  
TRANSACTIONS OF FUND UNITS  
for the period from 21 November 2022 (the date of establishment) to 30 June 2023

B03g-QM

Code	Items	For the period from 21 November 2022 (the date of establishment) to 30 June 2023 VND
I	<b>Beginning balance of the Fund's Net Asset Value (NAV) (the date of establishment)</b>	-
II	<b>Changes in NAV during the period</b>	<b>4,728,395,516</b>
	<i>In which:</i>	
II.1	- Changes in NAV arising from market fluctuation and the Fund's investment activities during the period	4,728,395,516
III	<b>Changes in NAV due to initial offering, subscription for fund units</b>	<b>101,315,889,850</b>
	<i>In which:</i>	
III.1	- Proceeds from initial offering of fund units	100,149,000,000
III.2	- Proceeds from issue of fund units in subscriptions	1,166,889,850
IV	<b>Ending balance of the Fund's NAV (IV = I + II + III)</b>	<b>106,044,285,366</b>



Ms. Nguyen Thi Huong Hue  
Fund Accountant



Ms. Nguyen Thi Huong Hue  
Fund Accountant



Mr. Lu Hai-Hung  
General Director

Ho Chi Minh City, Vietnam

10 August 2023

Phu Hung Fund Management JSC  
Phu Hung Vietnam Select Investment Fund

INTERIM STATEMENT OF INVESTMENT PORTFOLIO  
as at 30 June 2023

B04g-QM

No.	Items	Quantity	Market price as at 30 June 2023 VND	Total value VND	Proportion to the Fund's total assets as at 30 June 2023 (%)
<b>I</b>	<b>Listed shares</b>			<b>73,591,812,750</b>	<b>68.66</b>
1	ACB	164,335	22,050	3,623,586,750	3.38
2	BID	27,100	43,350	1,174,785,000	1.10
3	CSV	19,000	34,450	654,550,000	0.61
4	CTD	16,800	68,900	1,157,520,000	1.08
5	CTG	84,100	29,500	2,480,950,000	2.31
6	CTR	42,000	70,500	2,961,000,000	2.76
7	GMD	42,000	51,900	2,179,800,000	2.03
8	HAH	50,200	45,000	2,259,000,000	2.11
9	HAX	56,400	15,350	865,740,000	0.81
10	HDG	59,700	38,700	2,310,390,000	2.16
11	HPG	51,000	26,150	1,333,650,000	1.24
12	IDC	45,400	42,400	1,924,960,000	1.80
13	KBC	107,100	29,350	3,143,385,000	2.93
14	MBB	129,300	20,200	2,611,860,000	2.44
15	MIG	110,100	18,700	2,058,870,000	1.92
16	MWG	43,300	43,300	1,874,890,000	1.75
17	NLG	61,500	33,000	2,029,500,000	1.89
18	NT2	75,700	29,900	2,263,430,000	2.11
19	PHR	42,100	46,400	1,953,440,000	1.82
20	PLC	28,900	37,500	1,083,750,000	1.01
21	PLX	29,500	37,350	1,101,825,000	1.03
22	PVD	122,700	24,500	3,006,150,000	2.80
23	PVS	87,500	32,400	2,835,000,000	2.64
24	PVT	110,600	23,150	2,560,390,000	2.39
25	QNS	12,400	47,900	593,960,000	0.55
26	SSI	124,400	25,800	3,209,520,000	2.99
27	STB	164,200	29,800	4,893,160,000	4.57
28	TCB	101,300	32,350	3,277,055,000	3.06
29	TLG	13,300	58,700	780,710,000	0.73
30	TPB	110,497	18,000	1,988,946,000	1.86
31	VCB	36,700	100,000	3,670,000,000	3.42
32	VHC	4,200	65,000	273,000,000	0.25
33	VHM	27,400	55,000	1,507,000,000	1.41
34	VPB	97,600	19,850	1,937,360,000	1.81
35	VRE	75,100	26,800	2,012,680,000	1.89

Phu Hung Fund Management JSC  
Phu Hung Vietnam Select Investment Fund

INTERIM STATEMENT OF INVESTMENT PORTFOLIO (continued)  
as at 30 June 2023

B04g-QM

No.	Items	Quantity	Market price as at 30 June 2023 VND	Total value VND	Proportion to the Fund's total assets as at 30 June 2023 (%)
<b>II</b>	<b>Other assets</b>			<b>350,874,657</b>	<b>0.33</b>
1	Accrued dividends income from investments			307,450,000	0.29
2	Accrued interest income from term deposits			43,424,657	0.04
<b>III</b>	<b>Cash</b>			<b>33,241,526,897</b>	<b>31.01</b>
1	Demand deposits			8,241,526,897	7.69
2	Deposits with terms under three (3) months			25,000,000,000	23.32
<b>IV</b>	<b>Total investment portfolio</b>			<b>107,184,214,304</b>	<b>100.00</b>



Ms. Nguyen Thi Huong Hue  
Fund Accountant



Ms. Nguyen Thi Huong Hue  
Fund Accountant



Mr. Lu Hui-Hung  
General Director

Ho Chi Minh City, Vietnam

10 August 2023

Phu Hung Fund Management JSC  
Phu Hung Vietnam Select Investment Fund


INTERIM STATEMENT OF CASH FLOWS  
for the period from 21 November 2022 (the date of establishment) to 30 June 2023

B05g-QM

Code	Items	Notes	For the period from 21 November 2022 (the date of establishment) to 30 June 2023 VND
	<b>I. CASH FLOWS FROM INVESTING ACTIVITIES</b>		
01	<b>1. Profit before corporate income tax</b>		<b>4,728,395,516</b>
02	<b>2. Adjustments to reconcile profit before tax to net cash flows:</b>		<b>(4,591,888,931)</b>
	<i>In which:</i>		
03	Unrealized gain from revaluation of investments	5	(4,639,716,310)
04	Accrued expenses		47,827,379
05	<b>3. Profit from investing activities before adjustments in working capital</b>		<b>136,506,585</b>
20	Increase in investments		(68,952,096,440)
07	Increase in accrued interest income from investments		(350,874,657)
10	Increase in payable to supplies		899,005,000
11	Increase in payables to Distribution agents		5,012,000
14	Increase in payables to fund unit holders for fund unit subscription		10,000,000
17	Increase in fund management fee payable		178,084,559
19	<b>Net cash flows used in investing activities</b>		<b>(68,074,362,953)</b>
	<b>II. CASH FLOWS FROM FINANCING ACTIVITIES</b>		
31	1. Proceeds from issue of fund units	11	101,315,889,850
30	<b>Net cash from financing activities</b>		<b>101,315,889,850</b>
40	<b>III. Net increase in cash and cash equivalents during the period</b>		<b>33,241,526,897</b>
50	<b>IV. Cash and cash equivalents at beginning of period</b>		<b>-</b>
55	<b>V. Cash and cash equivalents at end of period</b>	4	<b>33,241,526,897</b>
56	Cash at banks at end of period:		33,241,526,897
57	Cash at bank for the Fund's operation		33,231,526,897
	<i>In which:</i>		
	<i>Deposits with term less than three (03) months</i>		25,000,000,000
	<i>Demand deposits for operation of the Fund</i>		8,231,526,897
58	Deposits of fund unit holders for fund unit subscription		10,000,000
60	<b>VI. Change in cash and cash equivalents during period</b>		<b>33,241,526,897</b>

Ms. Nguyen Thi Huong Hue  
Fund Accountant

Ms. Nguyen Thi Huong Hue  
Fund Accountant



Mr. Lu Hui-Hung  
General Director

Ho Chi Minh City, Vietnam

10 August 2023

# Phu Hung Fund Management JSC

## Phu Hung Vietnam Select Investment Fund

NOTES TO THE INTERIM FINANCIAL STATEMENTS

BM06g-QM

as at 30 June 2023 and

for the period from 21 November 2022 (the date of establishment) to 30 June 2023

### 1. THE FUND'S OPERATIONS

#### 1.1 *General information*

##### **The Fund**

Phu Hung Vietnam Select Investment Fund ("the Fund") was established as an open-ended fund in Vietnam pursuant to Initial Public Offering Certificate No. 206/GCN-UBCK dated 20 July 2022 and Public Fund Establishment Registration Certificate No. 66/GCN-UBCK dated 21 November 2022 granted by the State Securities Commission and the Fund was licensed to operate for an indefinite period.

The Fund has no employee and is managed by Phu Hung Fund Management JSC ("the Fund Management Company").

The Fund is located at 21<sup>th</sup> Floor, Phu My Hung Tower, 8 Hoang Van Thai Street, Quarter 1, Tan Phu Ward, District 7, Ho Chi Minh City.

##### **Fund Management Company**

The Fund Management Company was established in accordance with License No. 24/UBCK-GP issued by the State Securities Commission on 28 December 2007 and is the authorized representative of the Fund, on behalf of the Fund to execute the ownership towards the assets of the Fund in an honest and careful manner. The Fund Management Company complies with the provisions of law and the charter of the Fund Management Company and manages the Fund's assets as stipulated in the Charter of the Fund in compliance with the rules of professional ethics, voluntariness, fairness, honesty and for the best interests of the Fund.

##### **Supervisory and Custodian Bank**

The Supervisory and Custodian Bank of the Fund is Joint Stock Commercial Bank for Investment and Development of Vietnam, Nam Ky Khoi Nghia Branch. The Supervisory and Custodian Bank was appointed by the General Meeting of Investors to carry out the depository of securities, economic contracts and related documents of assets of the Fund as well as supervise the Fund's activities. Rights and obligations of the Supervisory and Custodian Bank are stipulated in the Charter of the Fund.

#### 1.2 *The Fund's operations*

##### **Capital**

Total number of initial distributed fund units was 10,014,900.00 units amounting to VND100,149,000,000 and accounting for 200.30% of 5,000,000 fund units expected to be offered at par value of VND10,000 per fund unit. As at 30 June 2023, the Fund's contributed capital is VND101,283,469,700 at par, equivalent to 10,128,346.97 fund units.

##### **Investment objectives**

The Fund's main investment objective is towards a stable increase in asset value for investors in the medium and long term. The Fund will mainly invest in securities that are and will be listed on Vietnam's stock market, including securities of companies listed on the market, government bonds and listed corporate bonds.

# Phu Hung Fund Management JSC

## Phu Hung Vietnam Select Investment Fund

NOTES TO THE INTERIM FINANCIAL STATEMENTS (continued)  
as at 30 June 2023 and  
for the period from 21 November 2022 (the date of establishment) to 30 June 2023

BM06g-QM

### 1. THE FUND'S OPERATIONS (continued)

#### 1.2 *The Fund's operations* (continued)

##### **Investment strategy**

The Fund applies prudent investment principles with a value investment strategy. The Fund's investment portfolio allocation is based on the criterion of enhancing the growth momentum for the value of investment assets according to a reasonable risk-taking process.

Under normal conditions, the Fund can allocate 100% investment proportion to shares. When there are adverse economic fluctuations, the Fund may hold the net asset value in the form of cash, cash equivalents and fixed income assets to minimize risks, in accordance with the regulations on investment restrictions according to the Fund Charter.

In order to achieve its investment objectives, the Fund diversified its portfolio into almost all industries. Depending on the characteristics of the economic cycle, changes in the economic structure and the business environment, the Fund will take advantage of arising opportunities to focus on holding a number of businesses in certain industries in certain period of time.

The Fund will invest in the fields and industries permitted by law and in line with the Fund's investment objectives and strategies.

##### **Frequency of computing Net asset value**

The Fund's NAV is determined on a Trading Day, guaranteed at least once per (1) week and monthly for monthly reporting purposes.

##### **Trading day**

Fund units is traded every Thursday. In case the Trading Day falls on a holiday, the transaction will be executed on the nearest next working day. If the nearest next working day falls on a day before the next Trading Day, then the transaction is executed on that next Trading Day.

##### **Investment restrictions**

The investments of the Fund shall be diversified and fulfil conditions under the prevailing Law. The investment portfolio of Fund shall have to comply with the following principles and limits:

- a) Except deposits on the Fund's demand account opened at the Supervisory Bank, the Fund shall not invest more than 49% of the Fund's total asset value in assets: deposits at the commercial banks in accordance with banking law; money market instruments including valuable papers, transferable instruments in accordance with relevant laws and regulations;
- b) Not to invest in securities of an issuer which is more than 10% of total value of outstanding securities issued by that issuer, except for Government's debt instruments;
- c) Not to invest more than 20% of the Fund's total asset value in circulating securities and the following assets (if any) of an issuer, except for Government's debt instruments:
  - i. Deposits at commercial banks in accordance with banking law;
  - ii. Money market instruments including valuable papers, transferable instruments in accordance with relevant laws and regulations;

# Phu Hung Fund Management JSC

## Phu Hung Vietnam Select Investment Fund

NOTES TO THE INTERIM FINANCIAL STATEMENTS (continued)  
as at 30 June 2023 and  
for the period from 21 November 2022 (the date of establishment) to 30 June 2023

BM06g-QM

### 1. THE FUND'S OPERATIONS (continued)

#### 1.2 *The Fund's operations* (continued)

##### **Investment restrictions** (continued)

- d) Not to invest more than 30% of the Fund's total asset value in the following assets which are issued by companies in the group having ownership relationship belonging to these cases: parent company, subsidiary company; companies owning more than 35% of each other's shares and contributed capital; group of subsidiaries having the same parent company. In which, the investment in derivatives is calculated by the committed value of the contract determined according to the provisions in Appendix 14 issued together with Circular No. 98/2020/TT-BTC guiding the operation and management of securities investment fund:
- i. Deposits at commercial banks in accordance with banking law;
  - ii. Money market instruments including valuable papers, transferable instruments in accordance with relevant laws and regulations;
  - iii. Listed shares, shares registered for trading, bonds listed on the Stock Exchange, public fund certificates;
  - iv. Shares offered for the first time to the public, bonds offered to the public; corporate bonds issued privately by a listed organization with a payment guarantee of a credit institution or a repurchase commitment of the issuer at least one (01) time in twelve (12) months and each time commit to buy back at least 30% of the issuance value;
  - v. Derivative securities are listed and traded on the Stock Exchange and are only for the purpose of hedging risks for the underlying securities that the Fund is holding;
- e) Not to invest more than 10% of the Fund's total asset value in assets that are shares offered for the first time to the public, bonds offered to the public; corporate bonds issued privately by a listed organization with a payment guarantee of a credit institution or a repurchase commitment of the issuer at least one (01) time in twelve (12) months and each time commit to buy back at least 30% of the value of the issuance;
- f) The total value of major investment items in the Fund's investment portfolio must not exceed 40% of the Fund's total asset value. In which, the Fund's major investment category is the investment in the following asset classes (except certificates of deposit) issued by the same organization, with a total value of 5% or more of the total value. Asset value of the Fund:
- i. Money market instruments including valuable papers, transferable instruments in accordance with relevant laws and regulations;
  - ii. Listed shares, shares registered for trading, bonds listed on the Stock Exchange, public fund certificates;
  - iii. Shares offered for the first time to the public, bonds offered to the public; corporate bonds issued privately by a listed organization with a payment guarantee from a credit institution or a repurchase commitment from the issuer at least once in 12 months and a commitment to redeem at least 30 % of issue value;
  - iv. Rights arising in connection with securities held by the Fund.
- g. At any time, the total value of commitments in derivative securities transactions, outstanding borrowings and payables of the Fund shall not exceed the net asset value of the Fund;

# Phu Hung Fund Management JSC

## Phu Hung Vietnam Select Investment Fund

NOTES TO THE INTERIM FINANCIAL STATEMENTS (continued)  
as at 30 June 2023 and  
for the period from 21 November 2022 (the date of establishment) to 30 June 2023

BM06g-QM

### 1. THE FUND'S OPERATIONS (continued)

#### 1.2 *The Fund's operations* (continued)

##### **Investment restrictions** (continued)

- h) Not to invest in fund certificated of Phu Hung Vietnam Select Investment Fund itself;
- i) Only invest in other public fund certificates, public securities investment companies managed by other fund management companies and ensure the following restrictions:
  - i. Not to invest more than 10% of the total outstanding fund certificates of a public fund, outstanding shares of a public securities investment company;
  - ii. Not to invest more than 20% of the fund's total asset value in fund certificates of a public fund, shares of a public securities investment company;
  - iii. Not to invest more than 30% of the fund's total asset value of the fund in public fund certificates, shares of public securities investment companies;
- j) Do not directly invest in real estate, precious stones, precious metals;
- k) It must hold securities of at least 06 issuers;
- l) The Fund only invest in deposits, deposit certificates including deposits at commercial banks in accordance with banking law; money market instruments including valuable papers, transferable instruments in accordance with relevant laws and regulations, issued by credit institutions on the list approved by the Fund Representative Board.

The Fund's investment structure may only exceed which mentioned in Clauses (a), (b), (c), (d), (e), (f) and (i) but only for the following reasons:

- a. Changes in market prices of the assets in the Fund's investment portfolio;
- b. Fulfilment of legitimate payments of the Fund according to the law, including execution of transaction orders of investors;
- c. Separation, splitting, merger and acquisition activities of issuers of securities held by the Fund;
- d. The Fund is newly licensed for establishment, or due to separation, consolidation or merger which operation time is less than six (06) months from the issuance date of the Fund establishment certificate or the Fund establishment certificate amendment; or
- e. The Fund is in the process of dissolution.

### 2. BASIS FOR PREPARATION

#### 2.1 *Accounting standards and system*

The interim financial statements of the Fund are prepared in accordance with Vietnamese Accounting Standards, Vietnamese Accounting System applicable to open-ended funds as per Circular No. 198/2012/TT-BTC ("Circular 198") dated 15 November 2012 stipulating the accounting system applicable to open-ended funds, Circular No. 98/2020/TT-BTC ("Circular 98") issued by the Ministry of Finance dated 16 November 2020 guiding the operation and management of securities investment funds and Circular No. 181/2015/TT-BTC dated 13 November 2015 stipulating the accounting system applicable to Exchange Traded Fund issued by the Ministry of Finance.

The interim financial statements are prepared based on historical cost, except for investments measured at fair value (Note 3.3).



# Phu Hung Fund Management JSC

## Phu Hung Vietnam Select Investment Fund

NOTES TO THE INTERIM FINANCIAL STATEMENTS (continued)  
as at 30 June 2023 and  
for the period from 21 November 2022 (the date of establishment) to 30 June 2023

BM06g-QM

### **2. BASIS FOR PREPARATION (continued)**

#### **2.1 Accounting standards and system (continued)**

Accordingly, the accompanying interim financial statements, including their utilisation are not designed for those who are not informed about Vietnam's accounting principles, procedures and practices and furthermore are not intended to present the interim financial position and interim investment portfolio, result of operations, changes in net asset value, transactions of fund certificated and interim cash flows in accordance with accounting principles and practices generally accepted in countries other than Vietnam.

According to Circular 198, the Fund's interim financial statements include the following reports:

1. The interim income statement
2. The interim statement of financial position
3. The interim statement of changes in net asset value, transactions of fund units
4. The interim statement of investment portfolio
5. The interim statement of cash flows
6. Notes to the interim financial statements.

#### **2.2 Registered accounting documentation system**

The Fund's applied accounting documentation system is the General Journal system.

#### **2.3 Fiscal year**

The Fund's first fiscal year starts on 21 November 2022 (the date of establishment) and ends on 31 December 2023. The Fund's next fiscal year applicable for preparation of its financial statements start on 1 January and end on 31 December.

The Fund also prepares the interim financial statements for the six-month period ended 30 June to submit to the regulatory bodies to meet requirements of Circular 198 and Circular 96/2020/TT-BTC issued by the Ministry of Finance on 16 November 2020.

#### **2.4 Accounting currency**

The interim financial statements are prepared in Vietnam Dong ("VND") which is also the Fund's accounting currency.

#### **2.5 Compliance statement**

The Board of Management of the Fund Management Company affirms these interim financial statements comply with Vietnamese Accounting Standards, Vietnamese Accounting System applicable to open-ended funds and the statutory requirements relevant to preparation and presentation of open-ended funds' interim financial statements.

# Phu Hung Fund Management JSC

## Phu Hung Vietnam Select Investment Fund

NOTES TO THE INTERIM FINANCIAL STATEMENTS (continued)  
as at 30 June 2023 and  
for the period from 21 November 2022 (the date of establishment) to 30 June 2023

BM06g-QM

### 3. SIGNIFICANT ACCOUNTING POLICIES

#### 3.1 *Accounting estimates*

The preparation of the interim financial statements is compiled in accordance with Vietnamese Accounting Standards, Vietnamese Accounting System applicable to open-ended funds and statutory requirements relevant to preparation and presentation of open-ended funds' interim financial statements which requires the Board of Management of the Fund Management Company make estimates and assumptions that affect the reported amounts of assets, liabilities, the disclosures of contingent assets and liabilities as at the date of the interim financial statements as well as the reported amount of revenues and expenses during the reporting period. Though these accounting estimates are based on the best knowledge of the Board of Management of the Fund Management Company, the actual results may differ.

#### 3.2 *Cash and cash equivalents*

Cash and cash equivalents comprise cash at banks for the Fund's operation, cash of investors for purchasing fund certificated waiting for allotment, blocked deposits and term deposits at banks with an original maturity no longer than three (03) months from transaction dates and short-term investments with maturity no longer than three (03) months that are liquid and readily convertible into known amounts of cash, subject to an insignificant risk of change in value and used for the purpose of meeting commitments of short-term cash payment rather than investment purpose or others.

#### 3.3 *Investments*

The Fund's investments include investments in listed securities.

##### *Classification*

Listed securities purchased under trading purpose are classified as trading securities.

##### *Initial recognition*

Investments are initially recognized at cost that includes only purchase price without any attributable transaction costs.

Purchase price of bonds, certificates of deposit and bank deposits, excluding accrued interest (clean price), are recorded in "Investments". The accrued interest not yet entitled to receive up to the acquisition date are recorded in "Accruals for interest and dividend income from investments" in the interim statement of financial position.

##### *Subsequent recognition*

Investments presented in the interim statement of financial position are subsequently measured based on the following principles:

- ▶ Certificates of deposit and deposits with term more than three (03) months are measured at fair value;
- ▶ Listed, unlisted securities and other assets, are measured at fair value.

Net profit from investments after the date of acquisition is recognized in the interim income statement.

The accumulated interest receivables from deposits, treasury bills, bank bills, commercial papers, transferable certificates of deposit, bonds and other debt instruments are recorded in "Receivables, accrual for interest and dividends income from investments" in the interim statement of financial position.

Phu Hung Fund Management JSC  
Phu Hung Vietnam Select Investment Fund

NOTES TO THE INTERIM FINANCIAL STATEMENTS (continued)  
as at 30 June 2023 and  
for the period from 21 November 2022 (the date of establishment) to 30 June 2023

BM06g-QM

**3. SIGNIFICANT ACCOUNTING POLICIES (continued)**

**3.3 Investments (continued)**

***Revaluation for NAV determination***

Investments are revaluated on valuation date at fair value. Revaluation method is regulated in the Valuation Manual in accordance with the asset valuation method as set out in the Fund Charter and Circular No. 98/2020/TT-BTC dated 16 November 2020 guiding the operation and management of securities investment funds and is approved by the Fund Representative Board. The gain or loss arising from the revaluation of investments are recognized in the interim income statement in accordance with Circular No. 198/2012/TT-BTC dated 15 November 2012 stipulating the accounting system applicable to open-ended funds of the Ministry of Finance.

***Principles of valuation***

No.	Type of asset	Principles for valuation of transactions on the market
<b>Cash and cash equivalents, money market instruments</b>		
1.	Cash (VND)	Cash balance on date prior to the Valuation Date.
2.	Foreign currency	The value is convertible into VND according to prevailing exchange rate at credit institutions which are permitted to do business in foreign exchange on date prior to the Valuation Date.
3.	Term deposit	Deposit value plus accumulated interest has not been paid as of the date prior to the Valuation Date.
4.	Treasury bills, transferable certificates of deposits, bonds and discounted money market instruments	Purchase price plus accumulated interest as of the date prior to the Valuation Date.
5.	Non-interest instruments including treasury bills, bonds, valuable papers and other instruments	Quoted price posted on the transaction system of the Stock Exchange; in the absence of the quoted price, the price is determined according to the discounted cash flows model in reliance on the bid-awarding interest rate or another designated by the Fund Representative Board and time period of holding such instruments.

Phu Hung Fund Management JSC  
Phu Hung Vietnam Select Investment Fund

NOTES TO THE INTERIM FINANCIAL STATEMENTS (continued)  
as at 30 June 2023 and  
for the period from 21 November 2022 (the date of establishment) to 30 June 2023

BM06g-QM

3. SIGNIFICANT ACCOUNTING POLICIES (continued)

3.3 Investments (continued)

*Principles of valuation (continued)*

No.	Type of asset	Principles for valuation of transactions on the market
<b>Bonds</b>		
6.	Listed bonds	<ul style="list-style-type: none"> <li>- In case there is a transaction within fifteen (15) days from the Valuation Date and the price has no abnormal fluctuations, it shall be average quoted price on Stock Exchange (or otherwise called according to the regulations adopted by the Stock Exchange) of ordinary transactions made on the latest trading date before the Valuation Date plus accrued interest (to the extent that the quoted price does not include the accrued interest).</li> <li>- In case of no transaction in more than fifteen (15) days from the Valuation Date; or in case of fluctuation in the bond price is abnormal in comparison with the latest valuation period, it shall be one of the following prices in order of priority from top to bottom:               <ul style="list-style-type: none"> <li>+ Quoted clean price at the latest Valuation Date but not more than thirty (30) days from the Valuation Date plus accumulated interest to the date prior to the Valuation Date; or</li> <li>+ Purchase price plus accumulated interest; or</li> <li>+ Price determined by the other methods which are approved by the Fund Representative Board.</li> </ul> </li> </ul>
7.	Listed bonds - Convertible Bonds into Shares	<ul style="list-style-type: none"> <li>- At the day before conversion date, the price is determined according to corporate listed bonds above.</li> <li>- At the conversion date, the price is determined according to the criteria of the Shares section.</li> </ul>
8.	Unlisted bonds	<ul style="list-style-type: none"> <li>- Priority is given to one of the following prices in order from top to bottom:               <ul style="list-style-type: none"> <li>+ Purchase price plus accumulated interest;</li> <li>+ Face value plus accumulated interest;</li> <li>+ Price determined by the other methods which are approved by the Fund Representative Board.</li> </ul> </li> <li>- For Convertible Bonds into Shares: at the day before conversion date, the price is determined according to unlisted bonds above. At the conversion date, the price is determined according to the criteria of the Shares section.</li> </ul>

Phu Hung Fund Management JSC  
Phu Hung Vietnam Select Investment Fund

NOTES TO THE INTERIM FINANCIAL STATEMENTS (continued)  
as at 30 June 2023 and  
for the period from 21 November 2022 (the date of establishment) to 30 June 2023

BM06g-QM

3. SIGNIFICANT ACCOUNTING POLICIES (continued)

3.3 Investments (continued)

Principles of valuation (continued)

No.	Type of asset	Principles for valuation of transactions on the market
<b>Shares</b>		
9.	Shares listed on the Stock Exchange (HSX, HNX)	<ul style="list-style-type: none"> <li>- Closing price (or otherwise called according to the regulations adopted by the Stock Exchange) of the latest trading date before the Valuation Date.</li> <li>- In case of no transaction in more than fifteen (15) days from the Valuation Date, it shall be one of the following prices in order of priority from top to bottom:               <ul style="list-style-type: none"> <li>+ Price at the latest Valuation Date but not more than three (3) months from the date prior to the Valuation Date; or</li> <li>+ Book value;</li> <li>+ Purchase price;</li> <li>+ Price determined by the other methods which are approved by the Fund Representative Board.</li> </ul> </li> </ul>
10.	Shares of a public company registered for trading on the UPCOM system	<ul style="list-style-type: none"> <li>- Closing price (or otherwise called according to the regulations adopted by the Stock Exchange) of the latest trading date before the date prior to the Valuation Date.</li> <li>- In case of no transaction in more than fifteen (15) days from the Valuation Date, it shall be one of the following prices in order of priority from top to bottom:               <ul style="list-style-type: none"> <li>+ Price at the latest Valuation Date but not more than three (03) months from the date prior to the Valuation Date;</li> <li>+ Book value;</li> <li>+ Purchase price;</li> <li>+ Price determined by the other methods which are approved by the Fund Representative Board.</li> </ul> </li> </ul>

Phu Hung Fund Management JSC  
Phu Hung Vietnam Select Investment Fund

NOTES TO THE INTERIM FINANCIAL STATEMENTS (continued)  
as at 30 June 2023 and  
for the period from 21 November 2022 (the date of establishment) to 30 June 2023

BM06g-QM

3. SIGNIFICANT ACCOUNTING POLICIES (continued)

3.3 Investments (continued)

Principles of valuation (continued)

No.	Type of asset	Principles for valuation of transactions on the market
<b>Shares (continued)</b>		
11.	Shares registered, deposited but not listed, not registered for trading	<ul style="list-style-type: none"> <li>- Average value based on quotation (average price of transactions in the period) of at least three (03) organizations providing quotation.</li> <li>- In case there are not enough quotations from at least three (03) organizations providing quotation, priority is given to one of the following prices in order from top to bottom:               <ul style="list-style-type: none"> <li>+ Price at the latest Valuation Date but not more than three (03) months from the date prior to the Valuation Date;</li> <li>+ Book value;</li> <li>+ Purchase price;</li> <li>+ Price determined by the other methods which are approved by the Fund Representative Board.</li> </ul> </li> </ul>
12.	Listed shares or shares registered for trading are transferred to other stock exchange	Share price will be determined by the closing price on the last trading day before the stock exchange transferring date.
13.	Shares are suspended from trading, or delisted or unregistered for trading	<ul style="list-style-type: none"> <li>- Priority is given to one of the following prices in order from top to bottom:               <ul style="list-style-type: none"> <li>+ Book value according to the latest audited or reviewed financial statements;</li> <li>+ Face value;</li> <li>+ The price is determined by the method which is submitted to the Fund Representative Board for approval for each specific case and approved by the Fund Representative Board.</li> </ul> </li> </ul>
14.	Shares of organizations falling into winding-up or bankruptcy	<ul style="list-style-type: none"> <li>- Priority is given to one of the following prices in order from top to bottom:               <ul style="list-style-type: none"> <li>+ 80% of liquidating value of such shares on the latest date of preparing balance sheet to the date prior the Valuation Date;</li> <li>+ Price is determined by the other methods which are approved by the Fund Representative Board.</li> </ul> </li> </ul>
15.	The right issue to buy share	<ul style="list-style-type: none"> <li>- It is determined:               <ul style="list-style-type: none"> <li>+ Value of the right = <math>\text{Max}\{0; (\text{Closing price of the latest trading date before the Valuation Date} - \text{Issuing price}) \times \text{conversion rate}\}</math>.</li> </ul> </li> </ul>

Phu Hung Fund Management JSC  
Phu Hung Vietnam Select Investment Fund

NOTES TO THE INTERIM FINANCIAL STATEMENTS (continued)  
as at 30 June 2023 and  
for the period from 21 November 2022 (the date of establishment) to 30 June 2023

BM06g-QM

3. **SIGNIFICANT ACCOUNTING POLICIES** (continued)

3.3 **Investments** (continued)

*Principles of valuation (continued)*

No.	Type of asset	Principles for valuation of transactions on the market
<b>Fund Certificates</b>		
16.	Listed public fund certificates	<ul style="list-style-type: none"> <li>- Closing price (or otherwise called according to the regulations adopted by the Stock Exchange) of the latest trading date before the Valuation Date.</li> <li>- In case of no transaction in more than fifteen (15) days from the Valuation Date, priority is given to one of the following prices in order from top to bottom:                             <ul style="list-style-type: none"> <li>+ NAV per fund unit at the latest date publicized by the public fund prior to the Valuation Date;</li> <li>+ Purchase price;</li> <li>+ The price is determined by the method which is submitted to the Fund Representative Board for approval for each specific case and approved by the Fund Representative Board.</li> </ul> </li> </ul>
17.	Unlisted public fund certificates	<ul style="list-style-type: none"> <li>- Priority is given to one of the following prices in order from top to bottom:                             <ul style="list-style-type: none"> <li>+ NAV per fund unit at the latest date publicized by the public fund prior to the Valuation Date;</li> <li>+ Purchase price;</li> <li>+ The price is determined by the method which is submitted to the Fund Representative Board for approval for each specific case and approved by the Fund Representative Board.</li> </ul> </li> </ul>
<b>Other assets</b>		
18.	Other permitted investment assets	Price is determined by the methods which are approved by the Fund Representative Board.

**Derecognition**

Securities investments are derecognized when the rights to receive cash flows from those investments in securities are terminated or the Fund does not hold almost risks and benefits associated with ownership of securities.

Cost of trading securities is calculated by using the weighted average method.

# Phu Hung Fund Management JSC

## Phu Hung Vietnam Select Investment Fund

NOTES TO THE INTERIM FINANCIAL STATEMENTS (continued)  
as at 30 June 2023 and  
for the period from 21 November 2022 (the date of establishment) to 30 June 2023

BM06g-QM

### 3. SIGNIFICANT ACCOUNTING POLICIES (continued)

#### 3.4 *Net asset value and net asset value per fund unit*

Net asset value is the total value of assets held by the Fund deducts the total related liabilities (such as the management services, supervisory services, custody services, administrative services, transfer agency service and other payables) at the valuation date.

Net asset value per fund unit is calculated by dividing net asset value of the Fund by the total number of fund units outstanding as at the most recent trading day immediately preceding the valuation date and rounded down to two (02) decimal.

#### 3.5 *Contributed capital and surplus*

##### 3.5.1 *Contributed capital*

The Fund's units with discretionary dividends are classified as contributed capital, which includes capital from subscription and capital from redemption.

Capital from subscription reflects initial and supplementary capital contribution. Based on the result of releasing eligible blocked capital contribution and the confirmation of valid capital contribution from transfer agents (for initial offering), or credit advices from the Supervisory Bank attached with a detailed list of valid proceeds from subscriptions (for subsequent offerings), the Fund Management Company recognizes capital from subscription.

Capital from redemption reflects repurchases of fund units from Fund Unit Holders. Based on confirmation of transfer agents attached with a summary of fund units redemption orders, the Fund Management Company recognizes capital from redemption.

The difference between capital from subscription and capital from redemption is contributed capital.

Contributed premium includes a premium of capital from subscription and premium of capital from redemption.

- ▶ Premium of capital from subscription is the difference between issue price and face value.
- ▶ Premium of capital from redemption is the difference between repurchase price of fund units and face value.

##### 3.5.2 *Retained earnings*

Retained earnings reflect retained earnings gain/loss as at the reporting date, which includes realized profit and unrealized profit.

Realized profit is the difference between the Fund's total income and expense cumulatively incurred during the period.

Unrealized profit is the difference between total gain and loss cumulatively incurred from revaluation of the Fund's investments in the period.

At the end of the fiscal year, the Fund calculates its realized and unrealized profit during the period and records them in "*Retained earnings*".

##### 3.5.3 *Profit/assets distributed to investors*

This account reflects the profit/assets distributed to investors during the period and the transfer of distributed profit amount to "*Retained earnings*" at the end of the period.

The open-ended fund recognizes the profit/assets distributed to investors in accordance with Fund Prospectus, Authorized Decision of the Fund Representative Board (in the latest period), Resolution by the General Meeting of Investors in compliance with the Fund Charter and prevailing securities laws.



# Phu Hung Fund Management JSC

## Phu Hung Vietnam Select Investment Fund

NOTES TO THE INTERIM FINANCIAL STATEMENTS (continued)  
as at 30 June 2023 and  
for the period from 21 November 2022 (the date of establishment) to 30 June 2023

BM06g-QM

### 3. SIGNIFICANT ACCOUNTING POLICIES (continued)

#### 3.6 Receivables

Receivables are presented in the interim financial statements as the carrying value of receivables from sales of investments, dividends and interest income from investments and other receivables.

Provision for doubtful debts is set up based on the aging schedule of overdue debts or expected losses which may occur in case where a debt has not been due for payment, but an economic organization has become bankrupt or liquidated; or individual debtor is missing, ran away, being prosecuted, under a trial or serving a sentence or dead. Provision expense is recognized into expense of the interim income statement.

The Fund has made provision for doubtful receivables in accordance with Circular No. 48/2019/TT-BTC as follows:

<i>Overdue period</i>	<i>Provision rate</i>
From six (06) months to under one (01) year	30%
From one (01) year to under two (02) years	50%
From two (02) years to under three (03) years	70%
From three (03) years and above	100%

#### 3.7 Payables and accrued expenses

Payables and accrued expenses are presented in the interim financial statements at cost, relating to payables for repurchase of fund units, payables for trading securities, remuneration payables to the Fund Representative Board, payables to the Fund Management Company and the Supervisory Bank and other payables.

#### 3.8 Expenses

The Fund's expenses are recognized on accrual basis. The major expenses of the Fund at each period are as below:

##### 3.8.1 Fund management fee

According to Circular No. 102/2021/TT-BTC dated 17 November 2021, the maximum amount of fund management fee that the Fund pays to its Fund Management Company equals to 2% its net asset value. Accordingly, fund management fee is calculated at 1.5% per on the Fund's net asset value at the date preceding the valuation date, recognized as the Fund's expenses at each valuation period, calculated and accumulated daily and paid monthly to the Fund Management Company.

##### 3.8.2 Fund administration fee

Fund administration fee is calculated at 0.03% per annum of the Fund's net asset value at the date preceding the valuation date, with the minimum of VND15,000,000 per month. The fee is exclusive of value-added tax. The fund administration fee is calculated and accumulated daily and paid monthly to the fund administration service provider.

# Phu Hung Fund Management JSC

## Phu Hung Vietnam Select Investment Fund

NOTES TO THE INTERIM FINANCIAL STATEMENTS (continued)  
as at 30 June 2023 and  
for the period from 21 November 2022 (the date of establishment) to 30 June 2023

BM06g-QM

### 3. SIGNIFICANT ACCOUNTING POLICIES (continued)

#### 3.8 Expenses (continued)

##### 3.8.3 Transfer agency services fee

Transfer agency fee is VND10,000,000 per month, exclusive of value-added tax, is calculated and accumulated daily and paid monthly to the transfer agent.

##### 3.8.4 Supervisory fee

Supervisory fee is calculated at 0.02% per annum of the Fund's net asset value at the date preceding the valuation date, with the minimum of VND5,000,000 per month. The fee is exclusive of value-added tax. Supervisory fee is calculated and accumulated daily and paid monthly to the Supervisory Bank.

##### 3.8.5 Custody fee

Custody fee is calculated at 0.05% per annum of the Fund's net asset value at the date preceding the valuation date, with the minimum of VND15,000,000. The fee is exclusive of depository fee payable to the Vietnam Securities Depository, transaction fee and securities registration fee, etc. The supervisory fee is calculated and accumulated daily and paid monthly to the Supervisory Bank.

##### 3.8.6 Transaction fee

The Fund has an obligation to pay to the Supervisory Bank a fee of securities trading at 0.03% of the total successful trading value of the day with a minimum of VND50,000 per trading date.

#### 3.9 Revenue recognition

Revenue is recognized to the extent that it is probable that the economic benefits will flow to the Fund and the revenue can be reliably measured, the following specific recognition criteria must also be met before revenue is recognized:

##### *Dividends*

Dividend income is recognized when the Fund's entitlement as an investor to receive the dividend is established.

##### *Interest (including the interest from deposits, certificates of deposit and bonds)*

Revenue is recognized on an accrual basis (taking into account the effective yield on the asset) unless collectability is in doubt.

##### *Income from securities trading activities*

Income from securities trading activities is recognized into the interim income statement when the Fund receives deal confirmations, which are certified by the Custodian Bank (for listed securities) and when assets transfer contracts are settled (for unlisted securities).

# Phu Hung Fund Management JSC

## Phu Hung Vietnam Select Investment Fund

NOTES TO THE INTERIM FINANCIAL STATEMENTS (continued)  
as at 30 June 2023 and  
for the period from 21 November 2022 (the date of establishment) to 30 June 2023

BM06g-QM

### 3. SIGNIFICANT ACCOUNTING POLICIES (continued)

#### 3.10 Tax

Under the Vietnamese current regulations, the Fund is not subject to corporate income tax. However, the Fund is required to withhold income tax of individual and institutional unit holders participating in the following transactions:

##### *Dividend payments to fund unit holders*

When the Fund pays dividends to its fund unit holders, the Fund Management Company must comply with regulations on tax deduction and tax payment in accordance with Circular No. 78/2014/TT-BTC dated 18 June 2014, Circular No. 111/2013/TT-BTC dated 15 August 2013, Circular No. 92/2015/TT-BTC dated 15 June 2015 guiding the implementation of value added tax and personal income tax applicable to resident individuals conducting business activities; guiding the implementation of a number of amendments and supplements to personal income tax as provided in the Law amending and supplementing a number of articles of Tax Laws No. 71/2014/QH13 and Decree No. 12/2015/ND-CP dated 12 February 2015 of the Government detailing the implementation of the Law amending and supplementing some articles of the Tax Law and amending and supplementing some articles of the tax decrees, Circular No. 96/2015/TT-BTC dated 22 June 2015 guiding corporate income tax in the Decree No. 12/2015/ND-CP dated 12 February 2015 issued by the Government detailing the implementation of the law amending and supplementing a number of articles of the tax laws and amending and supplementing a number of articles of the tax decrees and amending and supplementing a number of articles of Circular No. 78/2014/TT-BTC dated 18 June 2014, Circular No. 119/2014/TT-BTC dated 25 August 2014, Circular No. 151/2014/TT-BTC dated 10 October 2014 issued by the Ministry of Finance, Official Letter No. 10945/BTC-TCT dated 19 August 2010 on tax policy for dividends to institutional investors.

When the Fund pay dividends to its institutional unit holders, regardless of domestic or foreign, Fund Management Company is required to withhold an amount of corporate income tax equal to 20% of distributed profit (except for distributed profit portions already imposed to corporate income tax in the previous stages and interest income collected from tax-free bonds in accordance with the current regulations). When the Fund pays dividends to its individual unit holders; it is required to withhold an amount of the personal income tax equal to 5% of distributed profit.

##### *Redemption of fund units*

The Fund Management Company is required to withhold, declare and pay income tax for repurchase from individuals (domestic or foreign) and from institutions classified as foreign in accordance with regulations on foreign exchange control. The applied tax rate for securities transfer transactions is 0.1% of transfer value in accordance with Circular No. 111/2013/TT-BTC dated 15 August 2013, Circular No. 78/2014/TT-BTC dated 18 June 2014, Circular No.103/2014/TT-BTC dated 6 August 2014 issued by the Ministry of Finance, Circular No. 92/2015/TT-BTC dated 15 June 2015, Circular 25/2018/TT-BTC dated 16 March 2018 and supplementing, amending Circulars issued by Ministry of Finance.

The Fund Management Company does not withhold income tax of domestic institutional investors since these domestic organizations shall be responsible for their income tax declaration and payment.

# Phu Hung Fund Management JSC

## Phu Hung Vietnam Select Investment Fund

NOTES TO THE INTERIM FINANCIAL STATEMENTS (continued)  
as at 30 June 2023 and  
for the period from 21 November 2022 (the date of establishment) to 30 June 2023

BM06g-QM

### 3. SIGNIFICANT ACCOUNTING POLICIES (continued)

#### 3.11 *Related parties*

Parties/individuals are considered to be related if one party has the ability, directly or indirectly, to control other party or exercise significant influence over the other party in making financial and operating decisions. Parties are also considered to be related if they are subject to common control or common significant influence. Other investment funds under the management of the same Fund Management Company, the Fund Management Company and shareholders of the Fund Management Company are considered as related parties to the Fund. In the consideration of relationship of each related party, the substance of each party's relationship is more important than its legal form.

#### 3.12 *Off balance sheet items*

Off balance sheet items stated in Circular No. 198/2012/TT-BTC dated 15 November 2012 issued by the Ministry of Finance on accounting regime applicable to open-ended funds are presented in the relevant notes in these interim financial statements.

#### 3.13 *Financial instruments*

##### *Financial instruments – initial recognition and presentation*

###### Financial assets

Financial assets within the scope of Circular No. 210/2009/TT-BTC dated 6 November 2009 issued by the Ministry of Finance providing guidance for the adoption in Vietnam of the International Financial Reporting Standards on presentation and disclosures of financial instruments ("Circular 210") are classified, for disclosures in the notes to the financial statements, as financial assets at fair value through profit or loss, held-to-maturity investments, loans and receivables or available-for-sale financial assets as appropriate. The Fund determines the classification of its financial assets at initial recognition.

All financial assets are recognised initially at cost plus directly attributable transaction costs.

The Fund's financial assets include cash, short-term deposits, other receivables and accrued interest and dividends receivable, interest from investment activities.

###### Financial liabilities

Financial liabilities within the scope of Circular 210 are classified, for disclosures in the notes to the interim financial statements, as financial liabilities at fair value through profit or loss or financial liabilities measured at amortised cost as appropriate. The Fund determines the classification of its financial liabilities at initial recognition.

All financial liabilities are recognised initially at cost net of directly attributable transaction costs.

The Fund's financial liabilities include payables to distribution agents, accrued expenses, payables to investors for fund unit purchase and redemption, payables of fund management services and other payables.

##### *Financial instruments – subsequent re-measurement*

There is currently no guidance in Circular 210 in relation to subsequent re-measurement of financial instruments. Accordingly, the financial instruments are subsequently re-measured at cost.

##### *Offsetting of financial instruments*

Financial assets and financial liabilities are offset and the net amount reported in the balance sheet if, and only if, there is a currently enforceable legal right to offset the recognised amounts and there is an intention to settle on a net basis, or to realise the assets and settle the liabilities simultaneously.

Phu Hung Fund Management JSC  
Phu Hung Vietnam Select Investment Fund

NOTES TO THE INTERIM FINANCIAL STATEMENTS (continued)  
as at 30 June 2023 and  
for the period from 21 November 2022 (the date of establishment) to 30 June 2023

BM06g-QM

3. **SIGNIFICANT ACCOUNTING POLICIES** (continued)

3.14 *Nil balance*

Items or balances stipulated in Circular No. 198/2012/TT-BTC dated 15 November 2012 regarding the accounting standards and systems for open-ended funds, which are not presented in these interim financial statements, are considered to be nil balance.

4. **CASH AND CASH EQUIVALENTS**

	30 June 2023 VND
Demand deposit at Supervisory and Custodian Bank for the Fund's operation	8,231,526,897
Deposits of fund unit holders for fund unit subscription	10,000,000
Deposits with term under three (03) months in VND	25,000,000,000
- <i>Tien Phong Commercial Joint Stock Bank</i>	15,000,000,000
- <i>Joint Stock Commercial Bank of Investment and Development of Vietnam</i>	10,000,000,000
	<u>33,241,526,897</u>

Phu Hung Fund Management JSC  
Phu Hung Vietnam Select Investment Fund

NOTES TO THE INTERIM FINANCIAL STATEMENTS (continued)  
as at 30 June 2023 and  
for the period from 21 November 2022 (the date of establishment) to 30 June 2023

BM06g-QM

5. INVESTMENTS

	Cost VND	Market value or fair value VND	Revaluation difference			Revaluation value VND
			Increase VND	Decrease VND	Net increase/ (decrease) VND	
30 June 2023						
Listed shares	68,952,096,440	73,591,812,750	5,009,258,808	(369,542,498)	4,639,716,310	73,591,812,750
Impact of the revaluation difference on investments in the income statement					4,639,716,310	



Phu Hung Fund Management JSC  
Phu Hung Vietnam Select Investment Fund

NOTES TO THE INTERIM FINANCIAL STATEMENTS (continued)  
as at 30 June 2023 and  
for the period from 21 November 2022 (the date of establishment) to 30 June 2023

BM06g-QM

6. ACCRUALS FOR INTEREST, DIVIDEND INCOME FROM INVESTMENTS

	30 June 2023 VND
Accrued dividends	307,450,000
Interest receivable from term deposits	43,424,657
	<b>350,874,657</b>

7. PAYABLES TO DISTRIBUTION AGENTS

	30 June 2023 VND
Payables to Distribution Agents	<b>5,012,000</b>

8. ACCRUED EXPENSES

	30 June 2023 VND
Audit fee	46,478,871
Securities trading brokerage fee	1,348,508
	<b>47,827,379</b>

9. PAYABLES TO SUBSCRIBE FUND UNIT FROM INVESTORS

	30 June 2023 VND
Payables to investors for valid subscriptions which are waiting for allotment	<b>10,000,000</b>

10. FUND MANAGEMENT FEE PAYABLE

	30 June 2023 VND
Payable to fund management service	129,814,857
Payable to fund administration service	16,500,000
Payable to custodian service, safekeeping fee	15,000,000
Payable to transfer agency service	11,000,000
Payable to supervisory service	5,500,000
Payable to transaction fee	269,702
	<b>178,084,559</b>

Phu Hung Fund Management JSC  
Phu Hung Vietnam Select Investment Fund

NOTES TO THE INTERIM FINANCIAL STATEMENTS (continued)  
as at 30 June 2023 and  
for the period from 21 November 2022 (the date of establishment) to 30 June 2023

BM06g-QM

11. STATEMENT OF CHANGES IN OWNERS' EQUITY

	<i>21 November 2022 (the date of establishment)</i> VND	<i>Movement during the period</i> VND	<i>30 June 2023</i> VND
<b>Subscription capital</b>			
Number of fund units	10,014,900.00	113,446.97	10,128,346.97
Subscription capital at par value	100,149,000,000	1,134,469,700	101,283,469,700
Subscription capital premium	-	32,420,150	32,420,150
Total subscription capital	100,149,000,000	1,166,889,850	101,315,889,850
<b>Number of outstanding fund units</b>	<b>10,014,900.00</b>	<b>113,446.97</b>	<b>10,128,346.97</b>
<b>Outstanding share capital</b>	<b>100,149,000,000</b>	<b>1,166,889,850</b>	<b>101,315,889,850</b>
<b>Retained earnings</b>	<b>-</b>	<b>4,728,395,516</b>	<b>4,728,395,516</b>
<b>NAV</b>	<b>100,149,000,000</b>		<b>106,044,285,366</b>
<b>NAV per fund unit</b>	<b>10,000.00</b>		<b>10,470.05</b>

12. RETAINED EARNINGS

	<i>30 June 2023</i> VND
Unrealized profit	4,639,716,310
Realized loss	88,679,206
	<b>4,728,395,516</b>

13. INTEREST INCOME

	<i>For the period from 21 November 2022 to 30 June 2023</i> VND
Interest from term deposit	1,724,246,575
Interest from demand deposits	60,510,218
	<b>1,784,756,793</b>



Phu Hung Fund Management JSC  
Phu Hung Vietnam Select Investment Fund

NOTES TO THE INTERIM FINANCIAL STATEMENTS (continued)  
as at 30 June 2023 and  
for the period from 21 November 2022 (the date of establishment) to 30 June 2023

BM06g-QM

14. LOSS FROM DISPOSAL OF INVESTMENTS

*For the period from 21 November 2022 (the date of establishment) to 30 June 2023*

	<i>Total value of investment sold VND</i>	<i>Weighted average cost at the end of trading date VND</i>	<i>Loss from investment trading during the period VND</i>
Listed shares	<b>9,288,765,000</b>	<b>10,027,743,560</b>	<b>(738,978,560)</b>

15. CUSTODY FEE

*For the period from  
21 November 2022  
to 30 June 2023  
VND*

Custodian service - safekeeping fee	120,000,000
Custodian service - transaction fee	27,108,385
Custodian service paid to Vietnam Securities Depository	1,121,163
	<b>148,229,548</b>

16. OTHER OPERATING EXPENSES

*For the period from  
21 November 2022  
to 30 June 2023  
VND*

Fund established fee	21,004,400
Bank charges	2,249,500
Right exercise fee	1,100,000
	<b>24,353,900</b>

17. TRANSACTION EXPENSES FOR SECURITIES TRADING

*For the period from  
21 November 2022  
to 30 June 2023  
VND*

Transaction expenses for buying investments	118,469,726
Transaction expenses for selling investments	13,933,146
	<b>132,402,872</b>

Phu Hung Fund Management JSC  
Phu Hung Vietnam Select Investment Fund

NOTES TO THE INTERIM FINANCIAL STATEMENTS (continued)

as at 30 June 2023 and  
for the period from 21 November 2022 (the date of establishment) to 30 June 2023

BM06g-QM

17. TRANSACTION EXPENSES FOR SECURITIES TRADING (continued)

For the period from 21 November 2022 (the date of establishment) to 30 June 2023, the Fund's transactions are mainly conducted through the following securities companies:

No.	Name of securities companies	Relationship with the Fund Management Company	Trading rate of the Fund at each securities company			Average trading fee on market (%)
			Trading value of the Fund during the period VND	Total trading value of the Fund during the period (*) VND	Trading rate of the Fund at each securities company during the period (%)	
(1)	(2)	(3)	(4)	(5)	(6)=(4)/(5)	(8)
1	Phu Hung Securities Corporation	Relationship	15,893,585,000	88,268,605,000	18.01	0.10 - 0.20
2	Saigon Securities Incorporation	No relationship	18,653,805,000	88,268,605,000	21.13	0.10 - 0.20
3	Vietcap Securities Joint Stock Company	No relationship	16,556,745,000	88,268,605,000	18.76	0.10 - 0.20
4	VNDirect Securities Corporation	No relationship	20,891,760,000	88,268,605,000	23.67	0.10 - 0.20
5	Vietcombank Securities Company, Ltd	No relationship	16,272,710,000	88,268,605,000	18.43	0.10 - 0.20
<b>Total</b>			<b>88,268,605,000</b>		<b>100.00</b>	

Right exercise transactions and odd lot transactions have been excluded when determining the total value of transactions during the period of the Fund.

Phu Hung Fund Management JSC  
Phu Hung Vietnam Select Investment Fund

NOTES TO THE INTERIM FINANCIAL STATEMENTS (continued)  
as at 30 June 2023 and  
for the period from 21 November 2022 (the date of establishment) to 30 June 2023

BM06g-QM

**18. NET ASSET VALUE**

Net asset value for the period from 21 November 2022 (the date of establishment) to 30 June 2023:

<i>NAV calculation date</i>	<i>NAV VND</i>	<i>Number of fund units</i>	<i>NAV per fund units VND</i>	<i>Changes of NAV per fund unit</i>
23/11/2022	100,142,843,988	10,014,900.00	9,999.39	-
30/11/2022	100,085,129,186	10,014,900.00	9,993.62	(5.77)
07/12/2022	100,073,537,026	10,014,900.00	9,992.46	(1.16)
14/12/2022	100,097,526,704	10,014,900.00	9,994.86	2.40
21/12/2022	100,128,524,675	10,014,900.00	9,997.96	3.10
28/12/2022	100,149,727,860	10,014,900.00	10,000.07	2.11
31/12/2022	100,164,992,573	10,014,900.00	10,001.60	1.53
04/01/2023	100,290,546,413	10,014,900.00	10,014.13	12.53
11/01/2023	100,419,243,372	10,014,900.00	10,026.98	12.85
18/01/2023	100,832,117,915	10,014,999.23	10,068.11	41.13
25/01/2023	100,959,955,881	10,014,999.23	10,080.88	12.77
26/01/2023	100,967,709,971	10,014,999.23	10,081.65	0.77
31/01/2023	100,862,513,598	10,014,999.23	10,071.15	(10.50)
01/02/2023	100,329,393,178	10,014,999.23	10,017.91	(53.24)
08/02/2023	100,487,301,744	10,015,197.87	10,033.48	15.57
15/02/2023	100,228,023,665	10,015,197.87	10,007.59	(25.89)
22/02/2023	100,421,004,094	10,015,302.47	10,026.76	19.17
28/02/2023	99,977,170,769	10,017,287.15	9,980.46	(46.30)
01/03/2023	100,670,828,225	10,017,287.15	10,049.71	69.25
08/03/2023	101,007,988,808	10,017,287.15	10,083.37	33.66
15/03/2023	100,866,785,314	10,017,287.15	10,069.27	(14.10)
22/03/2023	100,324,376,248	10,022,233.88	10,010.18	(59.09)
29/03/2023	100,781,307,655	10,022,233.88	10,055.77	45.59
31/03/2023	101,081,932,994	10,022,233.88	10,085.77	30.00
05/04/2023	101,497,108,371	10,022,233.88	10,127.19	41.42
12/04/2023	100,998,493,032	10,022,233.88	10,077.44	(49.75)
19/04/2023	100,411,123,180	10,022,233.88	10,018.84	(58.60)
26/04/2023	100,478,436,830	10,026,214.37	10,021.57	2.73
30/04/2023	100,742,826,257	10,026,214.37	10,047.94	26.37
03/05/2023	100,739,447,016	10,026,214.37	10,047.61	(0.33)
10/05/2023	100,962,973,425	10,026,214.37	10,069.90	22.29
17/05/2023	100,704,931,494	10,026,214.37	10,044.16	(25.74)
24/05/2023	101,576,477,464	10,030,184.82	10,127.08	82.92
31/05/2023	102,469,007,140	10,030,184.82	10,216.06	88.98
07/06/2023	104,010,930,447	10,030,184.82	10,369.79	153.73
14/06/2023	103,528,774,418	10,030,184.82	10,321.72	(48.07)
21/06/2023	106,024,693,266	10,127,555.20	10,468.93	147.21
28/06/2023	107,239,579,106	10,127,773.78	10,588.66	119.73
30/06/2023	106,044,285,366	10,128,346.97	10,470.05	(118.61)
Average NAV for the period				101,250,758,171
Maximum change in NAV per fund unit for the period				153.73
Minimum change in NAV per fund unit for the period				(118.61)

Phu Hung Fund Management JSC  
Phu Hung Vietnam Select Investment Fund

NOTES TO THE INTERIM FINANCIAL STATEMENTS (continued)  
as at 30 June 2023 and  
for the period from 21 November 2022 (the date of establishment) to 30 June 2023

BM06g-QM

**19. OFF-BALANCE SHEET ITEM**

***Number of outstanding fund units***

Detail per period that the fund units could be redeemable:

	<u>30 June 2023</u>
Up to one year	<u><b>10,128,346.97</b></u>

**20. FINANCIAL RATIOS TO MEASURE THE OPERATING EFFECTIVENESS OF THE FUND**

*For the period from  
21 November 2022  
to 30 June 2023  
(%)*

Expense ratio	2.47
Turnover ratio of investment portfolio	71.67

**20.1 Expense ratio**

Expense ratio is the performance ratio of operating expense of the Fund per one unit of net asset value. As at the date of the interim financial statements, this ratio shall be annualized by multiplying the six-month ratio by 2.

The expense ratio of the Fund is determined by the following formula:

$$\text{Expense ratio (\%)} = \frac{\text{Total operating expense} * 100 (\%)}{\text{Average net asset value (NAV) in the period}}$$

In case the fund/securities investment company has an operating period less than a year, the operating expense ratio shall be determined using the following formula:

$$\text{Expense ratio (\%)} = \frac{\text{Total operating expense} * 365 * 100 (\%)}{\text{Average net asset value (NAV) in the reporting period} * \text{operating period of the fund/securities investment company (counting from the licensing date)}}$$

# Phu Hung Fund Management JSC

## Phu Hung Vietnam Select Investment Fund

NOTES TO THE INTERIM FINANCIAL STATEMENTS (continued)  
as at 30 June 2023 and  
for the period from 21 November 2022 (the date of establishment) to 30 June 2023

BM06g-QM

### 20. FINANCIAL RATIOS TO MEASURE THE OPERATING EFFECTIVENESS OF THE FUND (continued)

#### 20.2 Turnover ratio

Turnover ratio of investment portfolio is the number of trading cycles of investment assets of the Fund in one (1) period. As at the date of the interim financial statements, this ratio shall be annualized by multiplying the six-month ratio by 2..

The turnover ratio of the Fund is determined by the following formula:

$$\text{Portfolio turnover ratio (\%)} = \frac{(\text{Total purchase value in the period} + \text{Total sales value in the period})/2 * 100(\%)}{\text{Average net asset value (NAV) in the period}}$$

In case the fund/securities investment company has an operating period less than a year, the portfolio turnover rate shall be determined using the following formula:

$$\text{Portfolio turnover ratio (\%)} = \frac{(\text{Total purchase value in the period} + \text{Total sales value in the period}) * 365 * 100(\%)}{2 \times \text{Average net asset value (NAV) in the reporting period} \times \text{operating period of the fund/securities investment company (counting from the licensing date)}}$$

### 21. FINANCIAL RISK MANAGEMENT POLICIES

The Fund is exposed to market risk, credit risk and liquidity risk. The process of risk management is critical to the Fund's continuing profitability. The Fund Management Company has designed a risk control system to ensure a sufficient balance between expected cost of risk and risk management cost. The Board of Management of the Fund Management Company continuously monitors the process of risk management to ensure a sufficient balance between risk and risk control.

The Board of Management of the Fund Management Company has reviewed and decided to apply the following risk management policies for the above risks:

#### 21.1 Market risk

Market risk is the risk that the fair value of future cash flows of a financial instrument will fluctuate because of changes in market prices. Market risk comprises four types of risk: interest rate risk, currency risk, price risk and other price risk, such as security price risk. Financial instruments affected by market risk include deposits and securities investments.

##### (i) Price risk of listed shares

The Fund's listed shares are exposed to market price risk arising from uncertainties about future prices of investing shares. The Fund manages price risk by placing a limit on shares investments.

At the reporting date, the exposure to the Fund's listed shares at fair value was VND73,591,812,750. A decrease of 10% in these securities' market price could have an impact of approximately VND7,359,181,275 depending on whether or not the decline is significant or prolonged. An increase of 10% in the market price of the listed shares would increase the Fund's operating results by VND7,359,181,275.

# Phu Hung Fund Management JSC

## Phu Hung Vietnam Select Investment Fund

NOTES TO THE INTERIM FINANCIAL STATEMENTS (continued)  
as at 30 June 2023 and  
for the period from 21 November 2022 (the date of establishment) to 30 June 2023

BM06g-QM

### 21. FINANCIAL RISK MANAGEMENT POLICIES (continued)

#### 21.1 *Market risk* (continued)

##### (ii) *Interest rate risk*

Interest rate risk is the risk that the fair value or future cash flows of a financial instrument will fluctuate due to the changes in market's interest rate. Market risk due to changes in the Fund's interest rates is mainly related to the Fund's bank deposits. These assets are highly liquid and the Fund holds these assets not for speculative purposes.

The Fund Management Company manages interest rate risk by looking at the competitive structure of the market to obtain rates which are favorable for its purposes within its risk management limits.

The Fund Management Company believes that interest rate risk does not have a significant effect on the performance of the Fund as the Fund holds mainly demand deposits and term deposits under three (3) months at financial institutions.

##### (iii) *Currency risk*

Foreign currency risk is the risk that the value of financial instruments will fluctuate because of changes in foreign exchange rates.

The Fund was incorporated and operates in Vietnam, as such, its reporting and transaction currency is denominated in VND. The Fund is not exposed to foreign currency risk.

#### 21.2 *Credit risk*

Credit risk is the risk that the counterparty participates to a financial instrument or customer contract will cause a financial loss for the Fund by failing to discharge an obligation as commitment. These credit exposures exist within financial relationships including deposits with banks and other financial instruments.

The Fund places bank deposits with well-known banks and credit institutions in Vietnam. Credit risk posing to balances of bank deposits is managed by the Fund's investment management department in accordance with the Fund's policy. The Fund evaluates the concentration of credit risk in respect to bank deposits and certificates of deposit is very low.

It is the Fund's policy to enter into financial instruments with reputable counterparties. The Investment management Department closely monitors the creditworthiness of the Fund's counterparties by reviewing their financial health, credit worthiness, financial statements and press releases on a regular basis.

#### 21.3 *Liquidity risk*

The liquidity risk is the risk that the Fund will encounter difficulty in meeting financial obligations due to shortage of capital. The Fund's exposure to liquidity risk arises primarily from mismatches of maturities of financial assets and financial liabilities.

The Fund invests primarily in securities market and other financial instruments, which are under normal market conditions, are easily convertible to cash. The Fund monitors liquidity risk by maintaining sufficient amount of cash and cash equivalents for the Fund's operation and to mitigate the effect of fluctuations in cash flows.

Phu Hung Fund Management JSC  
Phu Hung Vietnam Select Investment Fund

NOTES TO THE INTERIM FINANCIAL STATEMENTS (continued)  
as at 30 June 2023 and  
for the period from 21 November 2022 (the date of establishment) to 30 June 2023

BM06g-QM

**22. SUPPLEMENTARY DISCLOSURE OF FINANCIAL ASSETS AND LIABILITIES**

The carrying amount and fair value of financial instruments of the Fund as at 30 June 2023 are presented as follows:

	<i>30 June 2023</i>	
	<i>Carrying amount VND</i>	<i>Fair value VND</i>
<b>Financial assets</b>		
Cash and cash equivalents	33,241,526,897	33,241,526,897
- <i>Cash at bank for operation of the Fund</i>	8,231,526,897	8,231,526,897
- <i>Deposits with term under three (03) months</i>	25,000,000,000	25,000,000,000
- <i>Deposits of fund unit holders for fund unit subscription</i>	10,000,000	10,000,000
Net investments	73,591,812,750	73,591,812,750
- <i>Listed shares</i>	73,591,812,750	73,591,812,750
Receivables	350,874,657	350,874,657
	<b><u>107,184,214,304</u></b>	<b><u>107,184,214,304</u></b>
<b>Financial liabilities</b>		
Payables for purchasing investments	899,005,000	899,005,000
Fund management fee payable	178,084,559	178,084,559
Accrued expenses	47,827,379	47,827,379
Payables to fund unit holders for fund unit subscription	10,000,000	10,000,000
Payables to Distribution agents	5,012,000	5,012,000
	<b><u>1,139,928,938</u></b>	<b><u>1,139,928,938</u></b>

The fair values of the financial assets and liabilities represent the amounts at which the instruments could be exchanged in a current transaction between willing parties, other than in a forced sales or liquidation.

The following methods and assumptions are being used to estimate the fair values:

- Fair values of cash and cash equivalents, receivables, payables to Distribution agents and Fund Management Company, accrued payables, payables to fund unit holders for fund unit subscription and Fund management fee payable were equal to their book values due mainly to the short-term maturities of these instruments.
- Fair value of shares is re-valued using the valuation method stated in *Note 3.3*.

Phu Hung Fund Management JSC  
Phu Hung Vietnam Select Investment Fund

NOTES TO THE INTERIM FINANCIAL STATEMENTS (continued)  
as at 30 June 2023 and  
for the period from 21 November 2022 (the date of establishment) to 30 June 2023

BM06g-QM

**23. RELATED PARTIES TRANSACTIONS AND OTHER KEY CONTRACTS**

**23.1 Related parties transactions**

a) *The Fund Management Company*

The significant transactions in the period was as follow:

	<i>For the period from 21 November 2022 to 30 June 2023 VND</i>
	<u>924,241,578</u>
Fund management fee	

The outstanding balance at the end of period is as follow:

	<i>30 June 2023 VND</i>
	<u>129,814,857</u>
Fund management fee payables	

b) *Fund units held by the related parties*

Detail of fund units held by the related parties were as follows:

<i>Related parties</i>	<i>Relationship</i>	<u>30 June 2023</u>	
		<i>Held fund units</i>	<i>Holding percentage (%)</i>
Phu Hung Fund Management JSC	Fund Management Company	3,500,000.00	34.56
Other related parties	The Board of Directors and Employees of the Fund Management Company	107,522.00	1.06
		<u>3,607,522.00</u>	<u>35.62</u>



Phu Hung Fund Management JSC  
Phu Hung Vietnam Select Investment Fund

NOTES TO THE INTERIM FINANCIAL STATEMENTS (continued)  
as at 30 June 2023 and  
for the period from 21 November 2022 (the date of establishment) to 30 June 2023

BM06g-QM

**23. RELATED PARTIES TRANSACTIONS AND OTHER KEY CONTRACTS (continued)**

**23.2 Other key contracts**

*Supervisory Bank*

According to the supervisory and custodian contract with the Joint Stock Commercial Bank for Investment and Development of Vietnam, Nam Ky Khoi Nghia Branch ("Supervisory Bank"), the Fund has the obligation to pay the Supervisory Bank a supervisory fee equivalent to 0,02% per annum of the NAV at the date prior to the valuation date (the minimum fee is VND5,000,000 per month), exclusive of value added tax and a custodian fee equivalent to 0,05% per annum of the NAV (the minimum fee is VND15,000,000 per month).

The Supervisory Bank also provides the fund administration service. The Fund has the obligation to pay the Supervisory Bank a fund administration fee equivalent to 0,03% per annum of the NAV (the minimum fee is VND15,000,000 per month), exclusive of value added tax.

Besides, the Fund has an obligation to pay to the Supervisory Bank a fee of securities trading at 0.03% of the total successful trading value of the day with a minimum of VND50,000 per trading date.

Details of service fees and income during the period are as follows:

	<i>For the period from 21 November 2022 to 30 June 2023 VND</i>
Interest income from term deposit	1,059,726,027
Fund administration service fee	132,000,000
Custodian service - safekeeping fee	120,000,000
Interest income from demand deposit	60,510,218
Supervisory fee	44,000,000
Custodian fee - transaction fee	27,108,385
Bank charges	2,249,500

The outstanding balance was as follow:

	<i>30 June 2023 VND</i>
Term deposit under three months in VND at Joint Stock Commercial Bank for Investment and Development of Vietnam	10,000,000,000
Demand deposit	8,241,526,897
Payable to fund administration service	16,500,000
Payable to custodian service, safekeeping fee	15,000,000
Payable to supervisory service	5,500,000
Payable to custodian service, transaction fee	269.702

Phu Hung Fund Management JSC  
Phu Hung Vietnam Select Investment Fund

NOTES TO THE INTERIM FINANCIAL STATEMENTS (continued)  
as at 30 June 2023 and  
for the period from 21 November 2022 (the date of establishment) to 30 June 2023

BM06g-QM



**24. EVENTS AFTER THE BALANCE SHEET DATE**

Apart from the information presented in the interim financial statements, there is no matter or circumstance that has arisen since the interim balance sheet date that requires adjustment or disclosure in the interim financial statements of the Fund.

Ms. Nguyen Thi Huong Hue  
Fund Accountant

Ms. Nguyen Thi Huong Hue  
Fund Accountant



Mr. Lu Hui-Hung  
General Director

Ho Chi Minh City, Vietnam

10 August 2023

