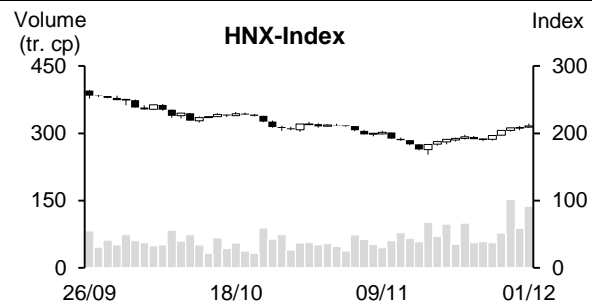
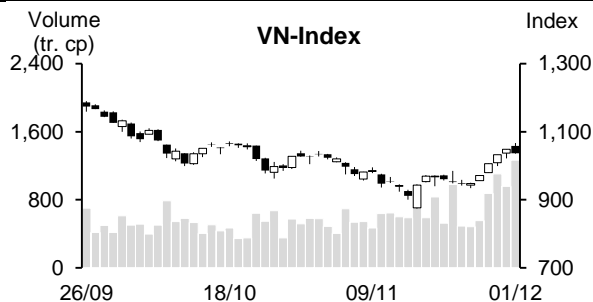


| 01/12/2022                          | HOSE            |               | VN30          |               | HNX           |               |
|-------------------------------------|-----------------|---------------|---------------|---------------|---------------|---------------|
|                                     | Value           | Change %      | Value         | Change %      | Value         | Change %      |
| Closing rate                        | 1,036.28        | -1.16%        | 1,042.64      | -0.63%        | 211.00        | 1.06%         |
| <b>Total volume (mil. shares)</b>   | <b>1,344.85</b> | <b>17.60%</b> | <b>447.69</b> | <b>25.95%</b> | <b>138.90</b> | <b>56.72%</b> |
| <b>Matched volume (mil. shares)</b> | <b>1,263.63</b> | <b>32.08%</b> | <b>434.56</b> | <b>64.12%</b> | <b>137.10</b> | <b>55.55%</b> |
| 20-session average (mil. shares)    | 714.59          | 76.83%        | 240.51        | 80.68%        | 77.03         | 77.99%        |
| <b>Total value (bil dong)</b>       | <b>21,837</b>   | <b>22.89%</b> | <b>10,394</b> | <b>23.67%</b> | <b>1,728</b>  | <b>57.27%</b> |
| <b>Matched value (bil dong)</b>     | <b>20,320</b>   | <b>41.59%</b> | <b>9,956</b>  | <b>61.63%</b> | <b>1,700</b>  | <b>56.46%</b> |
| 20-session average (bil dong)       | 10,678          | 90.30%        | 5,033         | 97.81%        | 912           | 86.37%        |
|                                     | Weight %        |               | Weight %      |               | Weight %      |               |
| <b>Number of gainers</b>            | 281             | 54%           | 9             | 30%           | 141           | 59%           |
| <b>Number of droppers</b>           | 166             | 32%           | 19            | 63%           | 59            | 25%           |
| <b>Stand still codes</b>            | 75              | 14%           | 2             | 7%            | 38            | 16%           |



### REMARKABLE POINTS ON THE MARKET

The market ended the chain of 5 gains in a row with strong selling pressure at the end of the session. In the morning, even with negative information that PMI in November dropped to below average, investors were still excited. Standing out the most was the gain on real estate, construction, and steel. Blue-chips also saw many strong gainers but it wasn't as consistent as previous sessions. In the afternoon, selling pressure suddenly increased strongly and focused mainly on large-cap codes so the market reversed. NVL dropped strongly from ceiling rate to reference while many other blue-chips also dropped strongly at the end like BID, VIC, CTG, and SSI. VN-Index closed at near day lowest level although the market still saw more gainers. A remarkable point was that foreign investors saw another net buying today.

### TECHNICAL POINT OF VIEW

In technical term, VN-Index dropped again. The volume increased strongly and stayed above 10 and 20-session average, showing selling pressure. Not just that, the index dropped again when moving close to resistant around 1,070 points (natural recovering level of October), with a candle completely covering previous gaining one, showing dropping sign on short-term trend and the index might see a few corrections to challenge support level of 1,027 points (MA50). However, the index still closed above MA5, and MA5 differentiated positively from MA20, showing that the main trend in short-term is still gaining. Therefore, the index might soon gain again after the technical shake ends and might soon challenge resistant level around 1,070 once more. For HNX, HNX-Index was more positive. It gained further and stayed above MA5 and MA20, showing that short-term gaining trend is still there and the index might soon move to challenge resistant level of 215 points (MA50). In general, the market might see a technical shake to support short-term gaining trend. Therefore, investors might use the technical shake to surf, with target on good fundamental codes that can attract strong cash flow

**Recommending code:** GEX (Take profit)

**Observing code:** HDG, BMP

(Details in page 2)

## RECOMMENDING CODES AS PER TECHNICAL SIGNS

## Codes of the day

| No | Ticker | Recommend   | Recommended date | Current Price | Operation Price | Current profit/loss | Target Price | Expected profit | Cut loss price | Expected Loss | Note                     |
|----|--------|-------------|------------------|---------------|-----------------|---------------------|--------------|-----------------|----------------|---------------|--------------------------|
| 1  | GEX    | Take profit | 02/12/22         | 14.2          | 12.7            | 11.8%               | 15.9         | 25.2%           | 11.9           | -6.3%         | Gaining trend slows down |

| No | Ticker | Recommend      | Recommended date | Current Price | Resistance | Technical sign   |
|----|--------|----------------|------------------|---------------|------------|--|
| 1  | HDG    | Observe to buy | 02/12/22         | 31.1          | 36-38      | Dropping trend is not too negative with low vol. -> might be just a technical correction, might consider buying at 28.5-29 |
| 2  | BMP    | Observe to buy | 02/12/22         | 58.5          | 63-64      | Dropping trend is not too negative with low vol. -> might be just a technical correction, might consider buying at 55.5-56 |

## List of recommended codes

| No | Ticker | Recommend | Recommended date | Current Price | 04/11/22 | Current profit/loss | Target Price | Expected profit | Cut loss price | Expected Loss | Note                         |
|----|--------|-----------|------------------|---------------|----------|---------------------|--------------|-----------------|----------------|---------------|------------------------------|
| 1  | VHM    | Buy       | 10/11/22         | 53.5          | 44.55    | 20.1%               | 61.5         | 38.0%           | 41.2           | -7.5%         |                              |
| 2  | PLX    | Buy       | 23/11/22         | 31            | 26.2     | 18.3%               | 34.5         | 31.7%           | 24.6           | -6.1%         | Raise target price to 34,500 |
| 3  | HCM    | Buy       | 25/11/22         | 20.95         | 18.75    | 11.7%               | 23.4         | 24.8%           | 17.3           | -8%           |                              |
| 4  | RAL    | Buy       | 28/11/22         | 82.5          | 75.3     | 9.6%                | 99           | 31.5%           | 70.5           | -6%           |                              |
| 5  | TPB    | Buy       | 29/11/22         | 21.8          | 21       | 3.8%                | 24.6         | 17.1%           | 19.7           | -6%           |                              |
| 6  | VCG    | Buy       | 01/12/22         | 15.6          | 15.6     | 0.0%                | 19.5         | 25%             | 14.1           | -10%          |                              |

## DAILY NEWS

## Domestic news

**Vietnam PMI in November dropped to 47.4 points because world economic gets worse**

S&P Global Purchase Manager Index (PMI®) – on Vietnam production dropped to below 50 in November, ending the gaining chain of 13 months. At 47.4 points comparing to 50.6 in October, November PMI showed a strong drop in business conditions in the month.

The report stated that number of new order dropped for the first time in 14 months in the middle of the last quarter, mainly reflecting weaker demand on international market. With lower new order, Vietnam manufacturers also lowered the production, and it is the first drop since March. The dropping speed is the highest since September 2021. Number of job and purchase dropped further in November.

Besides, the report also showed that input material demand dropped so some suppliers sped up the delivery in November. However, the situation is overshadowed by the lack of material and fuel. As the result, delivering time is delayed further for the first time in 4 months.

**Agriculture product export created record, sea product reached 10 billion USD for the first time**

On November 30, Ministry of Agriculture and Rural Development stated that in November, agriculture, forestry, and sea products export is over 4.27 billion USD, down by nearly 5% YoY. November export dropped slightly but total export in 11 months reached 49 billion USD, higher than 2021 record of 48.6 billion USD.

Contributing in this record is a remarkable result of sea products as it reached 10.14 billion USD (+27%) for the first time.

There were 8 products at over 2 billion USD and higher value than same period like coffee at 3.5 billion USD (+31.5%), rubber 2.9 billion USD (+3.2%), rice 3.2 billion USD (+6.9%), Tra fish 2.2 billion USD (+61%), shrimp 4.1 billion USD (+14.6%), and wood and wood products 14.6 billion USD (+9%).

For export market, Asia is still at the lead with nearly 45% market share. By country, America is still number 1 with 12.3 billion USD, China is about 9.3 billion USD, followed by Japan and Korea at 3.9 and 2.3 billion USD.

**USD rate in banks and black market both dropped**

After dropping by 50-70 dong on November 30, USD rate in commercial banks dropped further by 120-130 dong in the first session of December.

Vietcombank lowered it by 120 dong to 24,370-24,680 dong/USD. BIDV also lowered by 130 dong on December 1, to 24,380-24,660 dong/USD. Similarly, ACB lowered it strongly by 130 dong to 24,410 – 24,630 dong/USD. Techcombank listing rate is 24,357-24,660 dong/USD.

SBV central rate on December 1 is 23,662 dong/USD, 3 dong lower than that on November 30. At +/-5% range, floor and ceiling rate in commercial banks is 22,479-24,845 dong/USD.

So, USD selling rate in banks is still much lower than ceiling rate (about 200 dong).

On free market, USD rate also dropped by 110 dong to around 24,800-24,850 dong/USD.

Source: Cafef, Vietstock

## Listing Company News

### **HDBank prepares to issue 500 million USD of international convertible bonds**

HCMC Development Bank (HDBank) is consulting shareholders on issuing 500 million USD of convertible bonds for international investors. Besides, the bank also applied to adjust foreign room from 18% to 20%.

Previously, HDBank successfully issued 325 million USD of international convertible bonds to world top financial firms.

HDBank also updated new chartered capital at 25,303 billion.

### **CMX will soon offer 300 billion dong of 3-year bonds**

Camimex Group (HOSE: CMX) expects to offer a maximum of 3 million bonds to the public under the code CMXH2326001, total par value is 300 billion dong. Expected issuing time is in Q4/2022 to Q1/2023.

The bonds' term is 36 months from issuing date, interest rate is 11.2%/year, with guaranteed asset. In which, guaranteed asset is CMX shares owned by a third party, Camimex (UPCoM: CMM) shares owned by issuing institute, and CMM shares owned by a third party.

In 9 months, the company net revenue is nearly 2,182 billion, up by 52% YoY, net profit growth is 42% to nearly 66 billion.

In 2022, CMX set revenue target at 3.9 trillion, export value is 160 million USD. CMX also expects EAT at 300 billion, 3.6 times higher than 2021 result. This is the highest target since the listing (November 09, 2020).

The company only completed 29% profit target after 9 months.

### **Dragon Capital became major shareholder in PVS**

Dragon Capital reported to buy a total of nearly 1.4 million shares of Petro Vietnam Services (HNX: PVS) on November 24, 2022.

After the trade, Dragon Capital share in PVS increased from 23.58 to 24.98 million (4.93% to 5.23%), officially becoming major shareholder here.

In 9 months, the company net revenue is nearly 11,082 billion, up by 15% YoY; while net profit reached over 415 billion, down by 20%.

In 2022, PVS set cautious business target with combined revenue of 10 trillion, 30% lower than 2021 result. EAT drop is 28% to 488 billion.

So the company has completed 85% profit target after 9 months.

Source: Cafef, Vietstock

## MARKET STATISTICS

### Statistics on matching trade

#### TOP 5 IMPACTING GAINERS

| HOSE   |                  |             |             |
|--------|------------------|-------------|-------------|
| Ticker | Closing<br>(VND) | Change<br>% | Impact<br>% |
| TCB    | 27,400           | 5.79%       | 0.13%       |
| GVR    | 14,800           | 4.23%       | 0.06%       |
| PLX    | 31,000           | 5.08%       | 0.05%       |
| MBB    | 17,800           | 2.30%       | 0.04%       |
| SHB    | 10,650           | 5.45%       | 0.04%       |

| HNX    |                  |             |             |
|--------|------------------|-------------|-------------|
| Ticker | Closing<br>(VND) | Change<br>% | Impact<br>% |
| CEO    | 20,000           | 9.89%       | 0.18%       |
| THD    | 40,000           | 3.36%       | 0.18%       |
| HTP    | 43,500           | 9.85%       | 0.14%       |
| VCS    | 54,400           | 3.42%       | 0.11%       |
| BAB    | 13,900           | 1.46%       | 0.06%       |

#### TOP 5 IMPACTING DROPPERS

| HOSE   |                  |             |             |
|--------|------------------|-------------|-------------|
| Ticker | Closing<br>(VND) | Change<br>% | Impact<br>% |
| VIC    | 66,000           | -5.17%      | -0.33%      |
| BID    | 39,000           | -5.11%      | -0.25%      |
| GAS    | 106,500          | -3.36%      | -0.17%      |
| CTG    | 26,150           | -4.04%      | -0.13%      |
| VCB    | 80,000           | -1.23%      | -0.11%      |

| HNX    |                  |             |             |
|--------|------------------|-------------|-------------|
| Ticker | Closing<br>(VND) | Change<br>% | Impact<br>% |
| IDC    | 35,000           | -2.78%      | -0.13%      |
| SHS    | 8,500            | -3.41%      | -0.10%      |
| MBS    | 13,300           | -4.32%      | -0.09%      |
| PVS    | 20,800           | -1.89%      | -0.08%      |
| SEB    | 41,000           | -9.29%      | -0.05%      |

#### TOP 5 IN MATCHING VOLUME

| HOSE   |                  |             |                   |
|--------|------------------|-------------|-------------------|
| Ticker | Closing<br>(VND) | Change<br>% | Volume<br>(share) |
| NVL    | 23,350           | 0.00%       | 74,962,550        |
| HPG    | 18,200           | -1.09%      | 66,616,642        |
| SHB    | 10,650           | 5.45%       | 54,022,156        |
| VND    | 13,000           | -4.41%      | 46,769,858        |
| PDR    | 14,600           | 6.96%       | 41,989,573        |

| HNX    |                  |             |                   |
|--------|------------------|-------------|-------------------|
| Ticker | Closing<br>(VND) | Change<br>% | Volume<br>(share) |
| SHS    | 8,500            | -3.41%      | 32,906,310        |
| CEO    | 20,000           | 9.89%       | 11,389,821        |
| NRC    | 5,300            | 8.16%       | 10,035,504        |
| PVS    | 20,800           | -1.89%      | 9,984,842         |
| IDC    | 35,000           | -2.78%      | 6,509,717         |

#### TOP 5 IN MATCHING VALUE

| HOSE   |                  |             |                     |
|--------|------------------|-------------|---------------------|
| Ticker | Closing<br>(VND) | Change<br>% | Value<br>(bil. VND) |
| NVL    | 23,350           | 0.00%       | 1,831.6             |
| HPG    | 18,200           | -1.09%      | 1,274.6             |
| STB    | 19,500           | -2.50%      | 800.1               |
| SSI    | 18,200           | -5.45%      | 708.2               |
| VND    | 13,000           | -4.41%      | 641.4               |

| HNX    |                  |             |                     |
|--------|------------------|-------------|---------------------|
| Ticker | Closing<br>(VND) | Change<br>% | Value<br>(bil. VND) |
| SHS    | 8,500            | -3.41%      | 293.7               |
| IDC    | 35,000           | -2.78%      | 237.2               |
| CEO    | 20,000           | 9.89%       | 226.5               |
| PVS    | 20,800           | -1.89%      | 215.1               |
| IDJ    | 9,700            | 3.19%       | 63.6                |

### Statistics on agreement trades

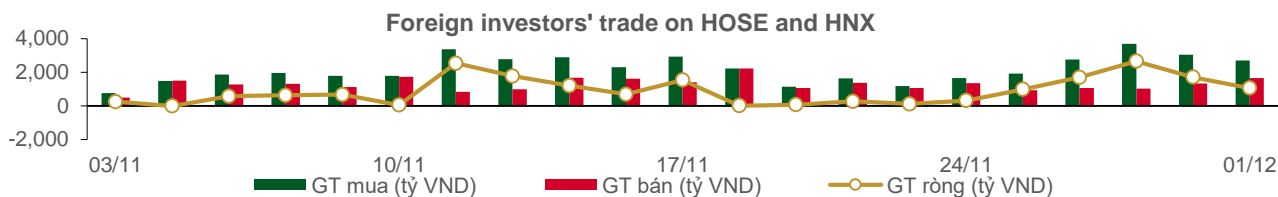
#### TOP 5 IN AGREEMENT TRADES

| HOSE    |                           |                               |
|---------|---------------------------|-------------------------------|
| Ticker  | Agreement vol.<br>(share) | Agreement value<br>(bil. VND) |
| SSB     | 9,400,000                 | 282.00                        |
| VIX     | 26,730,000                | 211.06                        |
| MSN     | 1,968,000                 | 199.75                        |
| VIB     | 6,500,000                 | 129.98                        |
| E1VFN30 | 7,200,000                 | 129.34                        |

| HNX    |                           |                               |
|--------|---------------------------|-------------------------------|
| Ticker | Agreement vol.<br>(share) | Agreement value<br>(bil. VND) |
| HUT    | 1,000,000                 | 16.00                         |
| NVB    | 390,000                   | 6.36                          |
| GKM    | 100,000                   | 2.56                          |
| HMH    | 218,909                   | 2.45                          |
| SZB    | 16,000                    | 0.40                          |

## Statistics on foreign investors' trade

| Exchange     | Buying vol.<br>(mil. share) | Buying value<br>(bil. VND) | Selling vol.<br>(mil. share) | Selling value<br>(bil. VND) | Net selling/<br>buying value<br>(mil. share) | Net selling/<br>buying value<br>(bil. VND) |
|--------------|-----------------------------|----------------------------|------------------------------|-----------------------------|--|--|
| HOSE         | 106.45                      | 2,658.93                   | 75.98                        | 1,633.89                    | 30.47  | 1,025.05                                   |
| HNX          | 2.00                        | 46.86                      | 0.47                         | 14.74                       | 1.54   | 32.12                                      |
| <b>Total</b> | <b>108.45</b>               | <b>2,705.79</b>            | <b>76.44</b>                 | <b>1,648.63</b>             | <b>32.01</b>                                 | <b>1,057.17</b>                            |



### TOP 5 BOUGHT-IN

| HOSE     |                  |                        |                            | HNX    |                  |                        |                            |
|----------|------------------|------------------------|----------------------------|--------|------------------|------------------------|----------------------------|
| Ticker   | Closing<br>(VND) | Buying vol.<br>(share) | Buying value<br>(bil. VND) | Ticker | Closing<br>(VND) | Buying vol.<br>(share) | Buying value<br>(bil. VND) |
| STB      | 19,500           | 13,435,700             | 276.26                     | IDC    | 35,000           | 381,800                | 13.87                      |
| VHM      | 53,500           | 4,809,300              | 264.97                     | PVS    | 20,800           | 599,200                | 13.00                      |
| HPG      | 18,200           | 11,448,600             | 220.24                     | PVI    | 45,000           | 192,200                | 8.66                       |
| FUEVFVND | 22,590           | 7,701,100              | 173.38                     | TNG    | 14,400           | 194,900                | 2.90                       |
| MSN      | 99,000           | 1,626,400              | 162.88                     | CEO    | 20,000           | 136,400                | 2.73                       |

### TOP 5 SOLD-OUT

| HOSE     |                  |                         |                             | HNX    |                  |                         |                             |
|----------|------------------|-------------------------|-----------------------------|--------|------------------|-------------------------|-----------------------------|
| Ticker   | Closing<br>(VND) | Selling vol.<br>(share) | Selling value<br>(bil. VND) | Ticker | Closing<br>(VND) | Selling vol.<br>(share) | Selling value<br>(bil. VND) |
| E1VFN30  | 18,100           | 7,722,500               | 138.76                      | IDC    | 35,000           | 152,500                 | 5.60                        |
| HPG      | 18,200           | 7,101,000               | 135.07                      | PVI    | 45,000           | 113,800                 | 5.13                        |
| STB      | 19,500           | 6,310,600               | 128.90                      | PVS    | 20,800           | 71,500                  | 1.54                        |
| FUEVFVND | 22,590           | 4,459,600               | 100.27                      | THD    | 40,000           | 33,600                  | 1.35                        |
| NLG      | 27,550           | 3,185,700               | 91.83                       | PVC    | 12,000           | 36,300                  | 0.49                        |

### TOP 5 NET BUYING

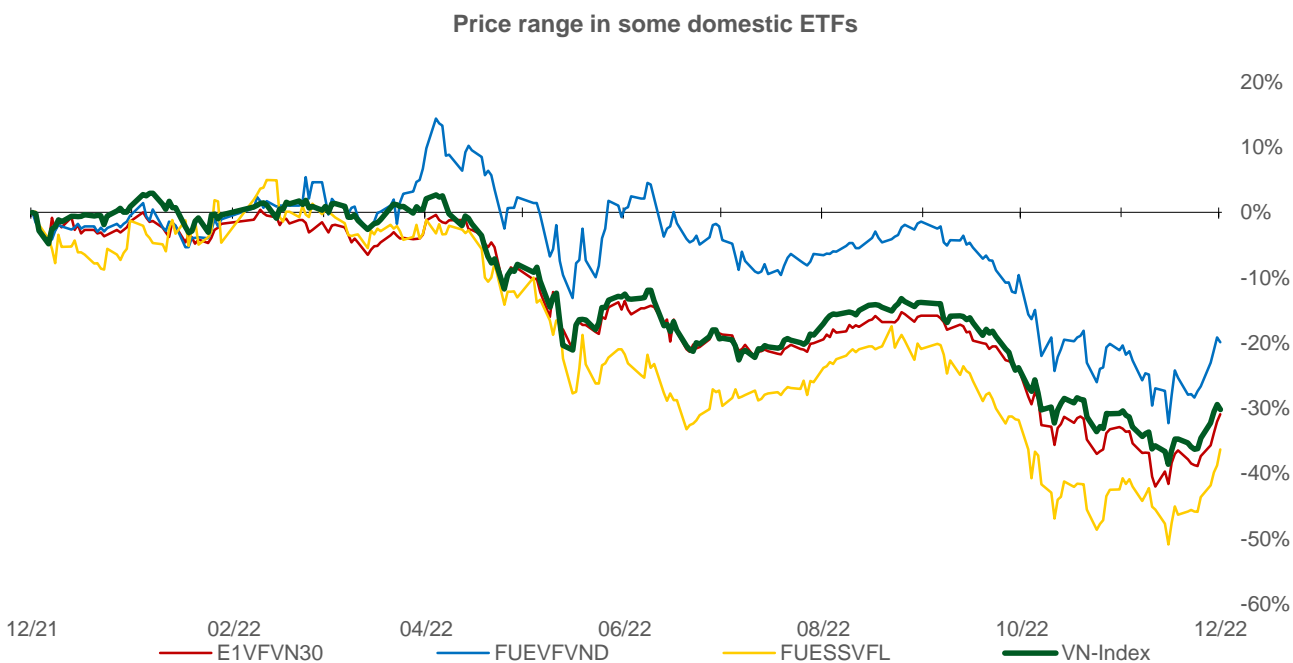
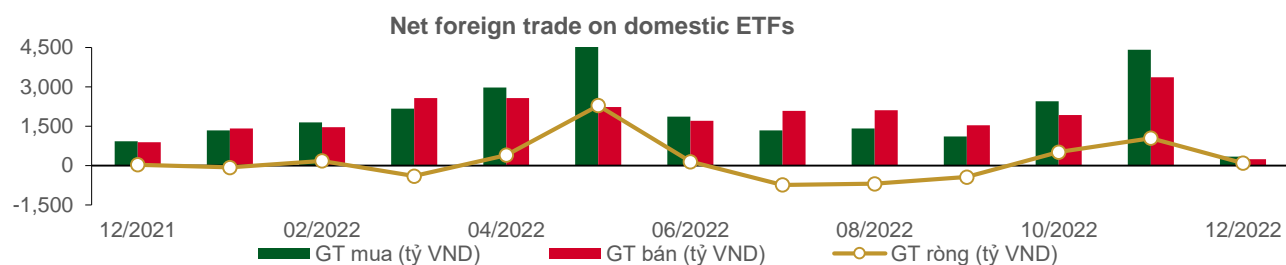
| HOSE   |                  |                     |                        | HNX    |                  |                     |                        |
|--------|------------------|---------------------|------------------------|--------|------------------|---------------------|------------------------|
| Ticker | Closing<br>(VND) | Net vol.<br>(share) | Net value<br>(bil VND) | Ticker | Closing<br>(VND) | Net vol.<br>(share) | Net value<br>(bil VND) |
| VHM    | 53,500           | 3,833,800           | 211.48                 | PVS    | 20,800           | 527,700             | 11.46                  |
| STB    | 19,500           | 7,125,100           | 147.36                 | IDC    | 35,000           | 229,300             | 8.27                   |
| MSN    | 99,000           | 1,057,400           | 106.02                 | PVI    | 45,000           | 78,400              | 3.53                   |
| VIC    | 66,000           | 1,495,200           | 101.85                 | TNG    | 14,400           | 194,200             | 2.89                   |
| HPG    | 18,200           | 4,347,600           | 85.17                  | CEO    | 20,000           | 136,400             | 2.73                   |

### TOP 5 NET SELLING

| HOSE   |                  |                     |                        | HNX    |                  |                     |                        |
|--------|------------------|---------------------|------------------------|--------|------------------|---------------------|------------------------|
| Ticker | Closing<br>(VND) | Net vol.<br>(share) | Net value<br>(bil VND) | Ticker | Closing<br>(VND) | Net vol.<br>(share) | Net value<br>(bil VND) |
| DXG    | 13,650           | (4,094,100)         | (55.87)                | PVC    | 12,000           | (32,900)            | (0.44)                 |
| CTG    | 26,150           | (1,421,800)         | (38.33)                | THD    | 40,000           | (8,900)             | (0.36)                 |
| GAS    | 106,500          | (251,500)           | (27.21)                | EID    | 20,800           | (4,500)             | (0.09)                 |
| GEX    | 14,200           | (1,049,200)         | (15.35)                | MBG    | 4,800            | (16,600)            | (0.08)                 |
| SAB    | 175,400          | (83,300)            | (14.65)                | AAV    | 5,500            | (10,000)            | (0.06)                 |

## Statistics on domestic ETF share trade

| PRICE        |                |               |                   |                    | FOREIGN TRADE |                     |                      |                        |
|--------------|----------------|---------------|-------------------|--------------------|---------------|---------------------|----------------------|------------------------|
| Ticker       | Closing<br>VND | Change<br>(%) | Volume<br>(share) | Value<br>(bil VND) | Ticker        | Buying<br>(bil VND) | Selling<br>(bil VND) | Net value<br>(bil VND) |
| E1VFN30      | 18,100         | 1.7%          | 8,269,179         | 148.61             | E1VFN30       | 137.94              | 138.76               | (0.82)                 |
| FUEMAV30     | 12,400         | 0.2%          | 23,700            | 0.30               | FUEMAV30      | 0.10                | 0.19                 | (0.09)                 |
| FUESSV30     | 13,400         | 0.0%          | 20,900            | 0.28               | FUESSV30      | 0.01                | 0.21                 | (0.20)                 |
| FUESSV50     | 14,060         | -0.7%         | 50,100            | 0.73               | FUESSV50      | 0.04                | 0.07                 | (0.03)                 |
| FUESSVFL     | 14,500         | 4.0%          | 2,271,410         | 32.19              | FUESSVFL      | 31.84               | 6.27                 | 25.57                  |
| FUEVFN30     | 22,590         | -0.9%         | 7,976,300         | 179.59             | FUEVFN30      | 173.38              | 100.27               | 73.11                  |
| FUEVN100     | 13,080         | -1.3%         | 69,700            | 0.92               | FUEVN100      | 0.43                | 0.74                 | (0.31)                 |
| FUEIP100     | 7,260          | 0.1%          | 60,300            | 0.45               | FUEIP100      | 0.00                | 0.00                 | 0.00                   |
| FUEKIV30     | 6,820          | -1.7%         | 55,700            | 0.38               | FUEKIV30      | 0.17                | 0.20                 | (0.03)                 |
| FUEDCMID     | 8,040          | 0.5%          | 14,700            | 0.12               | FUEDCMID      | 0.05                | 0.03                 | 0.02                   |
| FUEKIVFS     | 8,260          | 0.4%          | 51,200            | 0.43               | FUEKIVFS      | 0.21                | 0.22                 | (0.01)                 |
| <b>Total</b> |                |               | <b>18,863,189</b> | <b>364.00</b>      | <b>Total</b>  | <b>344.17</b>       | <b>246.97</b>        | <b>97.21</b>           |



## Statistics on guaranteed warrant trade

| Warrant code (*) | Closing rate (VND) | Change (%) | Matched volume | Day to maturity | Price (VND) | Theoretical buying rate (VND) (**) | Difference from closing rate (VND) | Operating price (VND) | Converting rate n:1 | Matured date |
|------------------|--------------------|------------|----------------|-----------------|-------------|------------------------------------|------------------------------------|-----------------------|---------------------|--------------|
| CACB2205         | 130                | 30.0%      | 39,490         | 11              | 22,500      | 34                                 | (96)                               | 24,000                | 2.0                 | 12/12/2022   |
| CACB2206         | 200                | 17.7%      | 82,860         | 33              | 22,500      | 47                                 | (153)                              | 25,500                | 2.0                 | 03/01/2023   |
| CACB2207         | 420                | 10.5%      | 56,650         | 120             | 22,500      | 167                                | (253)                              | 25,500                | 4.0                 | 31/03/2023   |
| CFPT2204         | 20                 | -33.3%     | 800            | 6               | 74,700      | 0                                  | (20)                               | 86,490                | 8.2                 | 07/12/2022   |
| CFPT2205         | 50                 | 25.0%      | 2,350          | 43              | 74,700      | 17                                 | (33)                               | 91,930                | 5.9                 | 13/01/2023   |
| CFPT2206         | 10                 | 0.0%       | 17,350         | 11              | 74,700      | 0                                  | (10)                               | 90,940                | 4.9                 | 12/12/2022   |
| CFPT2207         | 520                | 2.0%       | 42,710         | 11              | 74,700      | 332                                | (188)                              | 74,140                | 5.9                 | 12/12/2022   |
| CFPT2208         | 220                | -18.5%     | 10,400         | 33              | 74,700      | 79                                 | (141)                              | 85,000                | 4.0                 | 03/01/2023   |
| CFPT2209         | 360                | 0.0%       | 23,940         | 120             | 74,700      | 164                                | (196)                              | 88,000                | 10.0                | 31/03/2023   |
| CFPT2210         | 810                | 0.0%       | 11,570         | 273             | 74,700      | 391                                | (419)                              | 90,000                | 10.0                | 31/08/2023   |
| CFPT2211         | 440                | 4.8%       | 280            | 91              | 74,700      | 160                                | (280)                              | 85,000                | 10.0                | 02/03/2023   |
| CFPT2212         | 1,200              | 2.6%       | 11,810         | 187             | 74,700      | 1,008                              | (192)                              | 70,000                | 10.0                | 06/06/2023   |
| CHDB2206         | 40                 | 33.3%      | 5,310          | 33              | 15,950      | 0                                  | (40)                               | 23,990                | 6.4                 | 03/01/2023   |
| CHDB2207         | 10                 | -66.7%     | 110            | 6               | 15,950      | 0                                  | (10)                               | 19,590                | 2.4                 | 07/12/2022   |
| CHDB2208         | 360                | 2.9%       | 19,220         | 117             | 15,950      | 105                                | (255)                              | 19,190                | 4.0                 | 28/03/2023   |
| CHDB2209         | 10                 | 0.0%       | 10,360         | 8               | 15,950      | 0                                  | (10)                               | 21,480                | 3.2                 | 09/12/2022   |
| CHDB2210         | 180                | 5.9%       | 5,600          | 99              | 15,950      | 11                                 | (169)                              | 23,100                | 4.0                 | 10/03/2023   |
| CHPG2212         | 20                 | 0.0%       | 49,610         | 26              | 18,200      | 0                                  | (20)                               | 27,830                | 7.6                 | 27/12/2022   |
| CHPG2214         | 20                 | 0.0%       | 28,880         | 33              | 18,200      | 0                                  | (20)                               | 28,740                | 7.6                 | 03/01/2023   |
| CHPG2215         | 190                | 18.8%      | 177,590        | 117             | 18,200      | 35                                 | (155)                              | 23,000                | 10.0                | 28/03/2023   |
| CHPG2216         | 390                | 56.0%      | 140,390        | 25              | 18,200      | 141                                | (249)                              | 19,000                | 3.0                 | 26/12/2022   |
| CHPG2217         | 70                 | 16.7%      | 74,350         | 25              | 18,200      | 0                                  | (70)                               | 25,000                | 2.0                 | 26/12/2022   |
| CHPG2218         | 10                 | 0.0%       | 87,320         | 8               | 18,200      | 0                                  | (10)                               | 24,890                | 4.0                 | 09/12/2022   |
| CHPG2219         | 260                | 4.0%       | 4,070          | 99              | 18,200      | 9                                  | (251)                              | 26,890                | 5.0                 | 10/03/2023   |
| CHPG2220         | 60                 | 200.0%     | 1,296,050      | 33              | 18,200      | 3                                  | (57)                               | 24,000                | 2.0                 | 03/01/2023   |
| CHPG2221         | 120                | 9.1%       | 366,090        | 120             | 18,200      | 43                                 | (77)                               | 25,000                | 4.0                 | 31/03/2023   |
| CHPG2223         | 600                | 25.0%      | 37,070         | 91              | 18,200      | 140                                | (460)                              | 22,500                | 2.0                 | 02/03/2023   |
| CHPG2224         | 500                | 8.7%       | 61,840         | 90              | 18,200      | 78                                 | (422)                              | 22,220                | 4.0                 | 01/03/2023   |
| CHPG2225         | 1,100              | 15.8%      | 182,580        | 187             | 18,200      | 931                                | (169)                              | 17,000                | 3.0                 | 06/06/2023   |
| CKDH2208         | 10                 | 0.0%       | 1,050          | 6               | 27,200      | 0                                  | (10)                               | 35,890                | 4.5                 | 07/12/2022   |
| CKDH2209         | 340                | 13.3%      | 102,740        | 117             | 27,200      | 42                                 | (298)                              | 36,340                | 7.3                 | 28/03/2023   |
| CKDH2210         | 80                 | 60.0%      | 27,640         | 25              | 27,200      | 0                                  | (80)                               | 39,000                | 4.0                 | 26/12/2022   |
| CKDH2211         | 10                 | -50.0%     | 4,000          | 8               | 27,200      | 0                                  | (10)                               | 40,890                | 2.0                 | 09/12/2022   |
| CKDH2212         | 100                | -23.1%     | 25,600         | 99              | 27,200      | 5                                  | (95)                               | 42,000                | 8.0                 | 10/03/2023   |
| CKDH2213         | 10                 | 0.0%       | 235,750        | 33              | 27,200      | 0                                  | (10)                               | 40,000                | 2.0                 | 03/01/2023   |
| CMBB2207         | 180                | 63.6%      | 17,770         | 33              | 17,800      | 28                                 | (152)                              | 19,550                | 8.3                 | 03/01/2023   |
| CMBB2208         | 40                 | 0.0%       | 40,020         | 25              | 17,800      | 3                                  | (37)                               | 22,500                | 1.7                 | 26/12/2022   |
| CMBB2209         | 20                 | 100.0%     | 137,170        | 33              | 17,800      | 1                                  | (19)                               | 24,500                | 2.0                 | 03/01/2023   |
| CMBB2210         | 140                | 27.3%      | 123,670        | 120             | 17,800      | 44                                 | (96)                               | 25,500                | 2.0                 | 31/03/2023   |
| CMBB2211         | 190                | 0.0%       | 433,790        | 273             | 17,800      | 90                                 | (100)                              | 27,000                | 4.0                 | 31/08/2023   |
| CMBB2212         | 530                | 6.0%       | 16,800         | 90              | 17,800      | 138                                | (392)                              | 17,780                | 10.0                | 01/03/2023   |
| CMBB2213         | 1,020              | 1.0%       | 52,780         | 187             | 17,800      | 815                                | (205)                              | 17,000                | 3.0                 | 06/06/2023   |
| CMSN2205         | 150                | 7.1%       | 540            | 26              | 99,000      | 32                                 | (118)                              | 113,150               | 19.9                | 27/12/2022   |
| CMSN2206         | 50                 | 0.0%       | 40             | 33              | 99,000      | 2                                  | (48)                               | 132,360               | 19.9                | 03/01/2023   |
| CMSN2207         | 160                | 33.3%      | 20,560         | 39              | 99,000      | 16                                 | (144)                              | 128,060               | 9.9                 | 09/01/2023   |
| CMSN2209         | 590                | 1.7%       | 11,520         | 117             | 99,000      | 257                                | (333)                              | 111,410               | 19.9                | 28/03/2023   |
| CMSN2210         | 120                | 0.0%       | 950            | 43              | 99,000      | 127                                | 7                                  | 116,000               | 8.0                 | 13/01/2023   |
| CMSN2211         | 60                 | -14.3%     | 10             | 8               | 99,000      | 10                                 | (50)                               | 110,000               | 10.0                | 09/12/2022   |
| CMSN2212         | 530                | 3.9%       | 11,720         | 99              | 99,000      | 207                                | (323)                              | 112,230               | 20.0                | 10/03/2023   |
| CMSN2213         | 750                | 0.0%       | 0              | 91              | 99,000      | 440                                | (310)                              | 110,000               | 10.0                | 02/03/2023   |
| CMSN2214         | 1,050              | 2.9%       | 5,480          | 187             | 99,000      | 1,209                              | 159                                | 100,000               | 10.0                | 06/06/2023   |
| CMWG2206         | 10                 | 0.0%       | 52,130         | 39              | 44,050      | 0                                  | (10)                               | 88,060                | 5.0                 | 09/01/2023   |
| CMWG2208         | 10                 | -66.7%     | 14,690         | 25              | 44,050      | 0                                  | (10)                               | 63,000                | 8.0                 | 26/12/2022   |
| CMWG2209         | 10                 | 0.0%       | 3,470          | 11              | 44,050      | 0                                  | (10)                               | 57,000                | 20.0                | 12/12/2022   |



|          |       |        |         |     |         |       |       |         |      |            |
|----------|-------|--------|---------|-----|---------|-------|-------|---------|------|------------|
| CMWG2210 | 150   | -31.8% | 5,400   | 99  | 44,050  | 15    | (135) | 59,000  | 20.0 | 10/03/2023 |
| CMWG2211 | 20    | 100.0% | 77,530  | 33  | 44,050  | 0     | (20)  | 75,000  | 10.0 | 03/01/2023 |
| CMWG2212 | 80    | 0.0%   | 250,020 | 120 | 44,050  | 2     | (78)  | 75,000  | 10.0 | 31/03/2023 |
| CMWG2213 | 520   | -8.8%  | 129,630 | 187 | 44,050  | 301   | (219) | 54,000  | 6.0  | 06/06/2023 |
| CNVL2205 | 10    | 0.0%   | 2,000   | 26  | 23,350  | 0     | (10)  | 81,890  | 16.0 | 27/12/2022 |
| CNVL2206 | 20    | -33.3% | 33,070  | 33  | 23,350  | 0     | (20)  | 84,000  | 16.0 | 03/01/2023 |
| CNVL2207 | 20    | -50.0% | 23,920  | 39  | 23,350  | 0     | (20)  | 84,000  | 10.0 | 09/01/2023 |
| CNVL2208 | 170   | -26.1% | 57,600  | 117 | 23,350  | 0     | (170) | 80,000  | 16.0 | 28/03/2023 |
| CNVL2209 | 20    | 100.0% | 51,920  | 8   | 23,350  | 0     | (20)  | 86,870  | 10.0 | 09/12/2022 |
| CNVL2210 | 260   | 44.4%  | 72,440  | 99  | 23,350  | 0     | (260) | 88,890  | 16.0 | 10/03/2023 |
| CPDR2204 | 60    | 20.0%  | 26,060  | 33  | 14,600  | 0     | (60)  | 57,980  | 16.0 | 03/01/2023 |
| CPDR2205 | 240   | 26.3%  | 28,020  | 117 | 14,600  | 0     | (240) | 53,000  | 16.0 | 28/03/2023 |
| CPDR2206 | 200   | 11.1%  | 36,350  | 90  | 14,600  | 0     | (200) | 51,890  | 10.0 | 01/03/2023 |
| CPNJ2203 | 400   | 2.6%   | 20,400  | 33  | 112,000 | 292   | (108) | 108,580 | 24.7 | 03/01/2023 |
| CPNJ2204 | 290   | 52.6%  | 100     | 39  | 112,000 | 22    | (268) | 141,160 | 9.9  | 09/01/2023 |
| CPNJ2205 | 860   | -4.4%  | 640     | 43  | 112,000 | 226   | (634) | 128,000 | 6.0  | 13/01/2023 |
| CPOW2204 | 290   | -6.5%  | 14,710  | 117 | 11,200  | 101   | (189) | 13,980  | 5.0  | 28/03/2023 |
| CPOW2205 | 200   | 11.1%  | 26,640  | 43  | 11,200  | 124   | (76)  | 13,900  | 1.0  | 13/01/2023 |
| CPOW2206 | 40    | 0.0%   | 0       | 8   | 11,200  | 0     | (40)  | 14,570  | 2.0  | 09/12/2022 |
| CPOW2207 | 10    | -50.0% | 3,010   | 11  | 11,200  | 0     | (10)  | 14,110  | 4.0  | 12/12/2022 |
| CPOW2208 | 280   | 7.7%   | 1,580   | 99  | 11,200  | 59    | (221) | 15,220  | 4.0  | 10/03/2023 |
| CPOW2209 | 310   | 6.9%   | 5,320   | 130 | 11,200  | 60    | (250) | 16,330  | 4.0  | 10/04/2023 |
| CPOW2210 | 790   | -1.3%  | 54,180  | 187 | 11,200  | 1,099 | 309   | 13,000  | 1.0  | 06/06/2023 |
| CSTB2211 | 80    | 33.3%  | 57,270  | 26  | 19,500  | 11    | (69)  | 23,330  | 8.0  | 27/12/2022 |
| CSTB2213 | 70    | 0.0%   | 56,530  | 33  | 19,500  | 9     | (61)  | 24,440  | 8.0  | 03/01/2023 |
| CSTB2214 | 410   | 5.1%   | 56,970  | 39  | 19,500  | 116   | (294) | 23,000  | 2.0  | 09/01/2023 |
| CSTB2215 | 640   | 3.2%   | 130,220 | 117 | 19,500  | 232   | (408) | 22,220  | 5.0  | 28/03/2023 |
| CSTB2216 | 20    | 100.0% | 6,050   | 8   | 19,500  | 0     | (20)  | 27,980  | 2.0  | 09/12/2022 |
| CSTB2217 | 40    | 0.0%   | 84,660  | 33  | 19,500  | 11    | (29)  | 26,000  | 2.0  | 03/01/2023 |
| CSTB2218 | 200   | -4.8%  | 68,220  | 120 | 19,500  | 134   | (66)  | 28,000  | 2.0  | 31/03/2023 |
| CSTB2220 | 470   | 27.0%  | 138,100 | 91  | 19,500  | 230   | (240) | 24,500  | 2.0  | 02/03/2023 |
| CSTB2222 | 840   | 3.7%   | 105,000 | 90  | 19,500  | 391   | (449) | 20,220  | 4.0  | 01/03/2023 |
| CSTB2223 | 740   | 4.2%   | 77,960  | 90  | 19,500  | 308   | (432) | 21,110  | 4.0  | 01/03/2023 |
| CTCB2207 | 30    | -25.0% | 46,450  | 43  | 27,400  | 0     | (30)  | 43,000  | 3.0  | 13/01/2023 |
| CTCB2208 | 20    | 0.0%   | 72,220  | 25  | 27,400  | 0     | (20)  | 40,000  | 2.0  | 26/12/2022 |
| CTCB2209 | 10    | -50.0% | 44,160  | 25  | 27,400  | 2     | (8)   | 34,000  | 3.0  | 26/12/2022 |
| CTCB2210 | 20    | 0.0%   | 32,320  | 33  | 27,400  | 0     | (20)  | 40,000  | 2.0  | 03/01/2023 |
| CTCB2211 | 110   | 37.5%  | 173,640 | 120 | 27,400  | 9     | (101) | 42,000  | 4.0  | 31/03/2023 |
| CTCB2212 | 220   | 10.0%  | 117,840 | 273 | 27,400  | 70    | (150) | 44,000  | 4.0  | 31/08/2023 |
| CTCB2213 | 100   | 11.1%  | 11,800  | 91  | 27,400  | 15    | (85)  | 38,000  | 4.0  | 02/03/2023 |
| CTCB2214 | 1,460 | 37.7%  | 30,110  | 187 | 27,400  | 1,046 | (414) | 27,000  | 3.0  | 06/06/2023 |
| CTPB2204 | 570   | 16.3%  | 22,500  | 117 | 21,800  | 141   | (429) | 23,890  | 10.0 | 28/03/2023 |
| CTPB2205 | 10    | 0.0%   | 34,490  | 11  | 21,800  | 0     | (10)  | 28,000  | 2.0  | 12/12/2022 |
| CTPB2206 | 30    | -25.0% | 43,450  | 33  | 21,800  | 16    | (14)  | 28,000  | 2.0  | 03/01/2023 |
| CVHM2209 | 30    | 0.0%   | 10      | 26  | 53,500  | 0     | (30)  | 69,980  | 15.5 | 27/12/2022 |
| CVHM2210 | 20    | 0.0%   | 11,120  | 33  | 53,500  | 0     | (20)  | 80,000  | 16.0 | 03/01/2023 |
| CVHM2211 | 380   | 26.7%  | 910     | 117 | 53,500  | 31    | (349) | 65,000  | 16.0 | 28/03/2023 |
| CVHM2212 | 20    | 100.0% | 15,840  | 11  | 53,500  | 0     | (20)  | 65,000  | 5.0  | 12/12/2022 |
| CVHM2213 | 320   | 6.7%   | 13,690  | 99  | 53,500  | 28    | (292) | 63,980  | 16.0 | 10/03/2023 |
| CVHM2214 | 220   | 10.0%  | 88,750  | 33  | 53,500  | 43    | (177) | 60,000  | 4.0  | 03/01/2023 |
| CVHM2215 | 660   | 4.8%   | 2,320   | 120 | 53,500  | 222   | (438) | 60,000  | 6.0  | 31/03/2023 |
| CVHM2216 | 870   | 3.6%   | 19,190  | 273 | 53,500  | 330   | (540) | 62,000  | 8.0  | 31/08/2023 |
| CVHM2217 | 860   | 7.5%   | 93,590  | 90  | 53,500  | 395   | (465) | 52,000  | 10.0 | 01/03/2023 |
| CVHM2218 | 1,530 | -3.8%  | 4,430   | 187 | 53,500  | 743   | (787) | 54,000  | 6.0  | 06/06/2023 |
| CVJC2203 | 30    | 0.0%   | 1,390   | 26  | 103,200 | 0     | (30)  | 131,130 | 20.0 | 27/12/2022 |
| CVJC2204 | 220   | 10.0%  | 48,040  | 117 | 103,200 | 19    | (201) | 133,980 | 20.0 | 28/03/2023 |
| CVJC2205 | 10    | 0.0%   | 0       | 8   | 103,200 | 0     | (10)  | 130,000 | 16.0 | 09/12/2022 |
| CVJC2206 | 240   | 33.3%  | 80,220  | 99  | 103,200 | 14    | (226) | 133,000 | 20.0 | 10/03/2023 |
| CVNM2207 | 1,200 | 0.0%   | 28,420  | 117 | 82,400  | 983   | (217) | 68,670  | 15.5 | 28/03/2023 |
| CVNM2208 | 650   | 0.0%   | 16,640  | 8   | 82,400  | 650   | (0)   | 76,000  | 10.0 | 09/12/2022 |

|          |       |        |         |     |        |       |       |        |      |            |
|----------|-------|--------|---------|-----|--------|-------|-------|--------|------|------------|
| CVNM2209 | 800   | -4.8%  | 4,950   | 99  | 82,400 | 515   | (285) | 76,890 | 16.0 | 10/03/2023 |
| CVNM2210 | 2,810 | 0.0%   | 640     | 91  | 82,400 | 2,209 | (601) | 73,000 | 5.0  | 02/03/2023 |
| CVNM2211 | 2,930 | 0.3%   | 2,850   | 187 | 82,400 | 2,814 | (116) | 68,000 | 6.0  | 06/06/2023 |
| CVPB2207 | 70    | 0.0%   | 8,250   | 43  | 16,800 | 11    | (59)  | 21,980 | 1.3  | 13/01/2023 |
| CVPB2208 | 60    | 0.0%   | 186,060 | 11  | 16,800 | 11    | (49)  | 18,650 | 2.0  | 12/12/2022 |
| CVPB2209 | 30    | -25.0% | 30,740  | 8   | 16,800 | 5     | (25)  | 17,900 | 10.7 | 09/12/2022 |
| CVPB2210 | 30    | 50.0%  | 152,090 | 33  | 16,800 | 3     | (27)  | 22,310 | 1.3  | 03/01/2023 |
| CVPB2211 | 210   | 10.5%  | 80,020  | 120 | 16,800 | 90    | (120) | 23,310 | 1.3  | 31/03/2023 |
| CVPB2212 | 320   | 0.0%   | 63,270  | 273 | 16,800 | 154   | (166) | 24,640 | 2.7  | 31/08/2023 |
| CVPB2213 | 700   | 7.7%   | 18,690  | 91  | 16,800 | 216   | (484) | 20,320 | 1.3  | 02/03/2023 |
| CVRE2209 | 180   | -18.2% | 10,640  | 26  | 30,000 | 114   | (66)  | 30,890 | 8.0  | 27/12/2022 |
| CVRE2210 | 360   | 0.0%   | 580     | 6   | 30,000 | 348   | (12)  | 28,800 | 4.0  | 07/12/2022 |
| CVRE2211 | 650   | -8.5%  | 3,830   | 117 | 30,000 | 429   | (221) | 28,890 | 8.0  | 28/03/2023 |
| CVRE2212 | 570   | -13.6% | 14,950  | 43  | 30,000 | 845   | 275   | 30,000 | 2.0  | 13/01/2023 |
| CVRE2213 | 720   | -6.5%  | 26,000  | 99  | 30,000 | 358   | (362) | 32,000 | 5.0  | 10/03/2023 |
| CVRE2214 | 1,090 | -14.2% | 3,010   | 33  | 30,000 | 1,009 | (81)  | 29,000 | 2.0  | 03/01/2023 |
| CVRE2215 | 1,700 | -8.6%  | 1,130   | 120 | 30,000 | 1,454 | (246) | 30,000 | 2.0  | 31/03/2023 |
| CVRE2216 | 1,260 | -6.0%  | 1,790   | 273 | 30,000 | 1,022 | (238) | 31,000 | 4.0  | 31/08/2023 |
| CVRE2217 | 2,450 | -4.7%  | 50      | 91  | 30,000 | 1,962 | (488) | 27,500 | 2.0  | 02/03/2023 |
| CVRE2218 | 1,000 | -12.3% | 18,980  | 90  | 30,000 | 732   | (268) | 27,890 | 5.0  | 01/03/2023 |
| CVRE2219 | 1,360 | 4.6%   | 1,720   | 187 | 30,000 | 1,394 | 34    | 29,000 | 3.0  | 06/06/2023 |

(\*) All are buying stock rights, conducted in European style and payment method is in cash

(\*\*) PHS evaluates in Black-Scholes model

## LIST OF CODES ANALYZED

| Ticker              | Exchange | Market price | Reasonable price * | Report date | 2022F EAT (bil. VND) | PE forward | PB forward |
|---------------------|----------|--------------|--------------------|-------------|----------------------|------------|------------|
| <a href="#">POW</a> | HOSE     | 11,200       | 13,800             | 23/11/2022  | 2,847                | 12.7       | 1.0        |
| <a href="#">SAB</a> | HOSE     | 175,400      | 191,900            | 14/11/2022  | 5,424                | 22.7       | 5.0        |
| <a href="#">DHG</a> | HOSE     | 84,400       | 106,300            | 09/11/2022  | 981                  | 14.2       | 3.0        |
| <a href="#">NT2</a> | HOSE     | 26,050       | 31,200             | 07/11/2022  | 957                  | 9.6        | 1.9        |
| <a href="#">STK</a> | HOSE     | 26,000       | 45,700             | 02/11/2022  | 243                  | 13.4       | 2.0        |
| <a href="#">VNM</a> | HOSE     | 82,400       | 85,776             | 14/10/2022  | 9,724                | 18.4       | 5.0        |
| <a href="#">HT1</a> | HOSE     | 10,250       | 18,800             | 11/10/2022  | 350                  | 20.5       | 1.4        |
| <a href="#">MBB</a> | HOSE     | 17,800       | 33,800             | 10/10/2022  | 19,753               | 7.8        | 1.9        |
| <a href="#">GEG</a> | HOSE     | 12,500       | 28,900             | 23/09/2022  | 420                  | 27.5       | 2.5        |
| <a href="#">LPB</a> | HOSE     | 11,400       | 22,300             | 16/09/2022  | 4,286                | 7.8        | 1.4        |
| <a href="#">BSR</a> | UPCOM    | 14,975       | 29,900             | 12/09/2022  | 17,247               | 10.9       | 1.7        |
| <a href="#">VCB</a> | HOSE     | 80,000       | 126,500            | 07/09/2022  | 26,660               | 17.5       | 3.6        |
| <a href="#">BID</a> | HOSE     | 39,000       | 44,600             | 07/09/2022  | 16,077               | 14.1       | 2.2        |
| <a href="#">CTG</a> | HOSE     | 26,150       | 38,400             | 07/09/2022  | 18,850               | 9.8        | 1.7        |
| <a href="#">TCB</a> | HOSE     | 27,400       | 65,700             | 07/09/2022  | 22,735               | 10.1       | 2.0        |
| <a href="#">ACB</a> | HOSE     | 22,500       | 35,150             | 07/09/2022  | 12,604               | 8.7        | 1.8        |
| <a href="#">VPB</a> | HOSE     | 16,800       | 53,200             | 07/09/2022  | 19,558               | 12.2       | 2.3        |
| <a href="#">HDB</a> | HOSE     | 15,950       | 36,100             | 07/09/2022  | 8,189                | 9.9        | 1.9        |
| <a href="#">TPB</a> | HOSE     | 21,800       | 35,600             | 07/09/2022  | 6,194                | 9.1        | 1.7        |
| <a href="#">OCB</a> | HOSE     | 15,400       | 26,300             | 07/09/2022  | 4,431                | 8.2        | 1.2        |
| <a href="#">VIB</a> | HOSE     | 20,000       | 42,800             | 07/09/2022  | 7,918                | 11.4       | 2.8        |
| <a href="#">SHB</a> | HOSE     | 10,650       | 30,300             | 07/09/2022  | 9,583                | 8.5        | 1.8        |
| <a href="#">MSB</a> | HOSE     | 13,350       | 29,500             | 31/08/2022  | 4,321                | 10.4       | 1.7        |
| <a href="#">GAS</a> | HOSE     | 106,500      | 136,100            | 24/08/2022  | 18,193               | 14.3       | 4.0        |
| <a href="#">PVT</a> | HOSE     | 18,900       | 32,000             | 25/07/2022  | 996                  | 10.4       | 1.5        |
| <a href="#">BVH</a> | HOSE     | 47,800       | 82,700             | 11/07/2022  | 2,920                | 22.1       | 2.6        |
| <a href="#">PVI</a> | HNX      | 45,000       | 59,680             | 11/07/2022  | 1,031                | 13.6       | 1.7        |
| <a href="#">BMI</a> | HOSE     | 22,000       | 42,000             | 11/07/2022  | 267                  | 14.3       | 1.5        |
| <a href="#">KBC</a> | HOSE     | 20,200       | 55,000             | 11/07/2022  | 4,503                | 13.8       | 1.7        |

|                     |       |         |         |            |        |      |     |
|---------------------|-------|---------|---------|------------|--------|------|-----|
| <a href="#">GVR</a> | HOSE  | 14,800  | 32,100  | 11/07/2022 | 5,812  | 27.6 | 2.3 |
| <a href="#">LHG</a> | HOSE  | 21,400  | 88,000  | 11/07/2022 | 599    | 7.3  | 2.3 |
| <a href="#">PPC</a> | HOSE  | 13,250  | 21,000  | 11/07/2022 | 320    | 14.5 | 1.4 |
| <a href="#">REE</a> | HOSE  | 74,500  | 84,700  | 11/07/2022 | 2,873  | 12.4 | 1.3 |
| <a href="#">GMD</a> | HOSE  | 46,300  | 61,600  | 11/07/2022 | 819    | 22.7 | 2.6 |
| <a href="#">FPT</a> | HOSE  | 74,700  | 125,100 | 11/07/2022 | 6,053  | 32.2 | 6.5 |
| <a href="#">CTR</a> | HOSE  | 49,400  | 84,500  | 11/07/2022 | 394    | 24.5 | 6.2 |
| <a href="#">HPG</a> | HOSE  | 18,200  | 45,400  | 11/07/2022 | 27,883 | 10.6 | 2.4 |
| <a href="#">HSG</a> | HOSE  | 11,500  | 23,400  | 11/07/2022 | 2,842  | 4.1  | 1.1 |
| <a href="#">SMC</a> | HOSE  | 10,300  | 25,400  | 11/07/2022 | 996    | 1.6  | 0.7 |
| <a href="#">NKG</a> | HOSE  | 11,750  | 22,500  | 11/07/2022 | 1,373  | 3.6  | 0.7 |
| <a href="#">BMP</a> | HOSE  | 58,500  | 62,500  | 11/07/2022 | 422    | 12.1 | 2.1 |
| <a href="#">CTD</a> | HOSE  | 35,400  | 54,100  | 11/07/2022 | 99     | 6.0  | 0.4 |
| <a href="#">TNH</a> | HOSE  | 33,800  | 50,000  | 11/07/2022 | 154    | 13.5 | 2.3 |
| <a href="#">TRA</a> | HOSE  | 95,000  | 124,200 | 11/07/2022 | 296    | 17.4 | 3.4 |
| <a href="#">IMP</a> | HOSE  | 60,000  | 70,200  | 11/07/2022 | 230    | 20.4 | 2.4 |
| <a href="#">TCM</a> | HOSE  | 46,500  | 64,400  | 11/07/2022 | 264    | 20.0 | 3.0 |
| <a href="#">VRE</a> | HOSE  | 30,000  | 40,720  | 11/07/2022 | 2,604  | 35.6 | 2.9 |
| <a href="#">KDH</a> | HOSE  | 27,200  | 55,700  | 11/07/2022 | 1,363  | 25.4 | 3.4 |
| <a href="#">NLG</a> | HOSE  | 27,550  | 64,800  | 11/07/2022 | 1,386  | 16.6 | 2.4 |
| <a href="#">VHM</a> | HOSE  | 53,500  | 110,600 | 11/07/2022 | 33,671 | 14.3 | 3.3 |
| <a href="#">MSN</a> | HOSE  | 99,000  | 164,800 | 11/07/2022 | 8,969  | 28.6 | 5.8 |
| <a href="#">KDC</a> | HOSE  | 61,500  | 65,000  | 11/07/2022 | 709    | 24.0 | 2.8 |
| <a href="#">DBC</a> | HOSE  | 14,500  | 29,200  | 11/07/2022 | 473    | 14.2 | 1.0 |
| <a href="#">BAF</a> | HOSE  | 18,600  | 41,300  | 11/07/2022 | 405    | 14.6 | 2.4 |
| <a href="#">MPC</a> | UPCOM | 17,586  | 53,400  | 11/07/2022 | 1,225  | 9.2  | 1.7 |
| <a href="#">FMC</a> | HOSE  | 34,300  | 80,700  | 11/07/2022 | 385    | 13.7 | 3.3 |
| <a href="#">ANV</a> | HOSE  | 22,000  | 50,300  | 11/07/2022 | 258    | 25.8 | 2.7 |
| <a href="#">VHC</a> | HOSE  | 65,700  | 120,600 | 11/07/2022 | 1,644  | 13.5 | 3.1 |
| <a href="#">MWG</a> | HOSE  | 44,050  | 90,800  | 11/07/2022 | 6,512  | 20.4 | 5.1 |
| <a href="#">PNJ</a> | HOSE  | 112,000 | 138,700 | 11/07/2022 | 1,736  | 19.4 | 4.6 |
| <a href="#">FRT</a> | HOSE  | 68,000  | 115,000 | 11/07/2022 | 693    | 19.7 | 6.0 |
| <a href="#">DGW</a> | HOSE  | 45,550  | 82,000  | 11/07/2022 | 805    | 16.7 | 5.4 |
| <a href="#">PET</a> | HOSE  | 19,950  | 45,400  | 11/07/2022 | 303    | 13.9 | 2.3 |
| <a href="#">PLX</a> | HOSE  | 31,000  | 53,900  | 11/07/2022 | 3,088  | 15.6 | 2.6 |

Source: PHS

\*Reasonable price hasn't been adjusted with operated rights after reporting date



### **Analyst Certification**

The report is made by Pham Quang Chuong, analyst – Phu Hung Fund Management Joint Stock Company. Each research analyst(s), strategist(s) or research associate(s) responsible for the preparation and content of all or any identified portion of this research report hereby certifies that, with respect to each issuer or security or any identified portion of the report with respect to each issuer or security that the research analyst, strategist or research associate covers in this research report, all of the views expressed by that research analyst, strategist or research associate in this research report accurately reflect their personal views about those issuer(s) or securities. Each research analyst(s), strategist(s) or research associate(s) also certify that no part of their compensation was, is, or will be, directly or indirectly, related to the specific recommendation(s) or view(s) expressed by that research analyst, strategist or research associate in this research report.

### **Ratings Definition**

Buy = higher than domestic market by over 10%

Hold = similar to domestic market at the rate of +10% ~ -10%

Sell = lower than domestic market by below 10%

No rating = the code is not rated in Phu Hung or not yet listed

The performance is determined by total recollection in 12 months (including dividend).

### **Analyst Certification**

This information has been compiled from sources we believe to be reliable, but we do not hold ourselves responsible for its completeness or accuracy. It is not an offer to sell or solicitation of an offer to buy any securities. Phu Hung Securities and its affiliates and their officers and employees may or may not have a position in or with respect to the securities mentioned herein. Phu Hung Securities (or one of its affiliates) may from time to time perform investment banking or other services or solicit investment banking or other business for any company mentioned in this report. All opinions and estimates included in this report constitute our judgment as of this date and are subject to change without notice.

© Phu Hung Fund Management Joint Stock Company

21st Floor, Phu My Hung Building, 08 Hoang Van Thai St, Tan Phu Ward. District 7, HCM.

Phone: (84-28) 5413 7991

Web: [www.phfm.vn](http://www.phfm.vn)